



The following document was not prepared by the Office of the State Auditor, but was prepared by and submitted to the Office of the State Auditor by a private CPA firm. The document was placed on this web page as it was submitted. The Office of the State Auditor assumes no responsibility for its content or for any errors located in the document. Any questions of accuracy or authenticity concerning this document should be submitted to the CPA firm that prepared the document. The name and address of the CPA firm appears in the document.

PEARL PUBLIC SCHOOL DISTRICT
Audited Financial Statements
For the Year Ended June 30, 2019

PEARL PUBLIC SCHOOL DISTRICT
TABLE OF CONTENTS

INDEPENDENT AUDITOR'S REPORT	1
MANAGEMENT'S DISCUSSION AND ANALYSIS	7
BASIC FINANCIAL STATEMENTS	
Government-wide Financial Statements	
Exhibit A - Statement of Net Position	17
Exhibit B - Statement of Activities	19
Governmental Funds Financial Statements	
Exhibit C - Balance Sheet	21
Exhibit C-1 - Reconciliation of the Governmental Funds Balance Sheet to the Statement of Net Position	23
Exhibit D - Statement of Revenues, Expenditures and Changes in Fund Balances	25
Exhibit D-1 - Reconciliation of the Governmental Funds Statement of Revenues, Expenditures and Changes in Fund Balances to the Statement of Activities	27
Fiduciary Funds Financial Statements	
Exhibit E - Statement of Fiduciary Assets and Liabilities	29
Notes to the Financial Statements	31
REQUIRED SUPPLEMENTARY INFORMATION	
Budgetary Comparison Schedule - General Fund	55
Budgetary Comparison Schedule - Title I Fund	57
Budgetary Comparison Schedule - IDEA Part B Fund	59
Schedule of the District's Proportionate Share of the Net Pension Liability	61
Schedule of District Contributions (PERS)	63
Schedule of the District's Proportionate Share of the Net OPEB Liability	65
Schedule of District Contributions (OPEB)	67
Notes to the Required Supplementary Information	69
SUPPLEMENTARY INFORMATION	
Schedule of Expenditures of Federal Awards	75
Schedule of Instructional, Administrative and Other Expenditures - Governmental Funds	77
Notes to the Supplementary Information	79
OTHER INFORMATION	
Statement of Revenues, Expenditures and Changes in Fund Balances - General Fund, Last Four Years	83
Statement of Revenues, Expenditures and Changes in Fund Balances - All Governmental Funds, Last Four Years	85
REPORTS ON INTERNAL CONTROL AND COMPLIANCE	
Independent Auditor's Report on Internal Control Over Financial Reporting and on Compliance and Other Matters Based on an Audit of Financial Statements Performed in Accordance with <i>Government Auditing Standards</i>	89
Independent Auditor's Report on Compliance for Each Major Federal Program and Report on Internal Control Over Compliance Required by the Uniform Guidance	91
INDEPENDENT AUDITOR'S REPORT ON COMPLIANCE WITH STATE LAWS AND REGULATIONS	95
SCHEDULE OF FINDINGS AND QUESTIONED COSTS	99

(This page left blank intentionally)

INDEPENDENT AUDITOR'S REPORT

(This page left blank intentionally)

SUZANNE E. SMITH, CPA, PLLC
AUDITING AND ACCOUNTING SERVICES
sesmithcpa@msn.com

INDEPENDENT AUDITOR'S REPORT

Superintendent and School Board
Pearl Public School District

Report on the Financial Statements

We have audited the accompanying financial statements of the governmental activities, each major fund, and the aggregate remaining fund information of the Pearl Public School District as of and for the year ended June 30, 2019, and the related notes to the financial statements, which collectively comprise the Pearl Public School District's basic financial statements as listed in the table of contents.

Management's Responsibility for the Financial Statements

Management is responsible for the preparation and fair presentation of these financial statements in accordance with accounting principles generally accepted in the United States of America; this includes the design, implementation, and maintenance of internal control relevant to the preparation and fair presentation of financial statements that are free from material misstatement, whether due to fraud or error.

Auditor's Responsibility

Our responsibility is to express opinions on these financial statements based on our audit. We conducted our audit in accordance with auditing standards generally accepted in the United States of America and the standards applicable to financial audits contained in *Government Auditing Standards*, issued by the Comptroller General of the United States. Those standards require that we plan and perform the audit to obtain reasonable assurance about whether the financial statements are free of material misstatement.

An audit involves performing procedures to obtain audit evidence about the amounts and disclosures in the financial statements. The procedures selected depend on the auditor's judgment, including the assessment of the risks of material misstatement of the financial statements, whether due to fraud or error. In making those risk assessments, the auditor considers internal control relevant to the entity's preparation and fair presentation of the financial statements in order to design audit procedures that are appropriate in the circumstances, but not for the purpose of expressing an opinion on the effectiveness of the entity's internal control. Accordingly, we express no such opinion. An audit also includes evaluating the appropriateness of accounting policies used and the reasonableness of significant accounting estimates made by management, as well as evaluating the overall presentation of the financial statements.

We believe that the audit evidence we have obtained is sufficient and appropriate to provide a basis for our audit opinions.

Opinions

In our opinion, the financial statements referred to above present fairly, in all material respects, the respective financial position of the governmental activities, each major fund, and the aggregate remaining fund information of the Pearl Public School District, as of June 30, 2019, and the respective changes in financial position thereof for the year then ended in accordance with accounting principles generally accepted in the United States of America.

POST OFFICE BOX 102
BRANDON, MISSISSIPPI 39043
PHONE: 601-938-5717

Other Matters

Required Supplementary Information

Accounting principles generally accepted in the United States of America require that the management's discussion and analysis, budgetary comparison information, the Schedule of the District's Proportionate Share of the Net Pension Liability, the Schedule of District Contributions (PERS), the Schedule of the District's Proportionate Share of the Net OPEB Liability, and the Schedule of District Contributions (OPEB) on pages 7-14, 55-59, 61-63, and 65-67, respectively, be presented to supplement the basic financial statements. Such information, although not a part of the basic financial statements, is required by the Governmental Accounting Standards Board, who considers it to be an essential part of financial reporting for placing the basic financial statements in an appropriate operational, economic, or historical context. We have applied certain limited procedures to the required supplementary information in accordance with auditing standards generally accepted in the United States of America, which consisted of inquiries of management about the methods of preparing the information and comparing the information for consistency with management's responses to our inquiries, the basic financial statements, and other knowledge we obtained during our audit of the basic financial statements. We do not express an opinion or provide any assurance on the information because the limited procedures do not provide us with sufficient evidence to express an opinion or provide any assurance.

Other Information

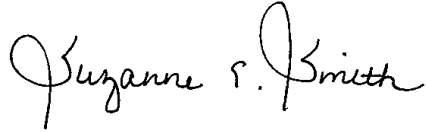
Our audit was conducted for the purpose of forming opinions on the financial statements that collectively comprise the Pearl Public School District's basic financial statements. The accompanying Schedule of Expenditures of Federal Awards, as required by Title 2 U.S. Code of Federal Regulations Part 200, Uniform Administrative Requirements, Cost Principles, and Audit Requirements for Federal Awards, the Schedule of Instructional, Administrative and Other Expenditures for Governmental Funds, and the other information section, which includes the Statement of Revenues, Expenditures and Changes in Fund Balances—General Fund, Last Four Years and the Statement of Revenues, Expenditures and Changes in Fund Balances—All Governmental Funds, Last Four Years are presented for purposes of additional analysis and are not a required part of the basic financial statements.

The accompanying Schedule of Expenditures of Federal Awards, as required by Title 2 U.S. Code of Federal Regulations Part 200, Uniform Administrative Requirements, Cost Principles, and Audit Requirements for Federal Awards, and the Schedule of Instructional, Administrative and Other Expenditures for Governmental Funds are the responsibility of management and were derived from and relate directly to the underlying accounting and other records used to prepare the basic financial statements. Such information has been subjected to the auditing procedures applied in the audit of the basic financial statements and certain additional procedures, including comparing and reconciling such information directly to the underlying accounting and other records used to prepare the financial statements or to the financial statements themselves, and other additional procedures in accordance with auditing standards generally accepted in the United States of America. In our opinion, the accompanying supplementary information mentioned above is fairly stated in all material respects in relation to the basic financial statements as a whole.

The other information section, which includes the Statement of Revenues, Expenditures and Changes in Fund Balances—General Fund, Last Four Years and the Statement of Revenues, Expenditures and Changes in Fund Balances—All Governmental Funds, Last Four Years has not been subjected to the auditing procedures applied in the audit of the basic financial statements and, accordingly, we do not express an opinion or provide any assurance on it.

Other Reporting Required by *Government Auditing Standards*

In accordance with *Government Auditing Standards*, we have also issued our report dated January 29, 2020, on our consideration of the Pearl Public School District's internal control over financial reporting and on our tests of its compliance with certain provisions of laws, regulations, contracts and grant agreements and other matters. The purpose of that report is solely to describe the scope of our testing of internal control over financial reporting and compliance and the results of that testing, and not to provide an opinion on the effectiveness of the Pearl Public School District's internal control over financial reporting or on compliance. That report is an integral part of an audit performed in accordance with *Government Auditing Standards* in considering Pearl Public School District's internal control over financial reporting and compliance.

A handwritten signature in black ink that reads "Suzanne E. Smith". The signature is written in a cursive style with a large, looped initial "S".

Suzanne E. Smith, CPA, PLLC
Brandon, Mississippi
January 29, 2020

(This page left blank intentionally)

MANAGEMENT'S DISCUSSION AND ANALYSIS

(This page left blank intentionally)

PEARL PUBLIC SCHOOL DISTRICT
Management's Discussion and Analysis
For the Year Ended June 30, 2019

The following discussion and analysis of Pearl Public School District's financial performance provides an overview of the School District's financial activities for the year ended June 30, 2019. The intent of this discussion and analysis is to look at the School District's performance as a whole. Readers are encouraged to review the financial statements and the notes to the financial statements to enhance their understanding of the School District's financial performance.

FINANCIAL HIGHLIGHTS

- Total net position for 2019 decreased \$2,196,848, including a prior period adjustment of \$5,510, which represents a 21% decrease from fiscal year 2018. Total net position for 2018 decreased \$6,763,383, including a prior period adjustment of (\$3,265,619), which represents a 178% decrease from fiscal year 2017.
- General revenues amounted to \$31,798,617 and \$31,155,998 or 79% and 79% of all revenues for fiscal years 2019 and 2018, respectively. Program specific revenues in the form of charges for services and grants and contributions accounted for \$8,443,707, or 21% of total revenues for 2019, and \$8,076,442, or 21% of total revenues for 2018.
- The District had \$42,444,682 and \$42,730,204 in expenses for fiscal years 2019 and 2018; only \$8,443,707 for 2019 and \$8,076,442 for 2018 of these expenses was offset by program specific charges for services, grants and contributions. General revenues of \$31,798,617 for 2019 and \$31,155,998 for 2018 were not adequate to provide for these programs.
- Among major funds, the General Fund had \$32,796,482 in revenues and \$31,601,852 in expenditures for 2019, and \$31,978,481 in revenues and \$30,040,034 in expenditures in 2018. The General Fund's fund balance increased by \$271,607 from 2018 to 2019, and increased by \$1,460,235 from 2017 to 2018.
- Capital assets, net of accumulated depreciation, decreased by \$545,718 for 2019 and increased by \$3,461,508 for 2018. The decrease for 2019 was due primarily to the increase in accumulated depreciation.
- Long-term debt, including the liability for compensated absences, decreased by \$1,198,630 for 2019 and decreased by \$1,625,294 for 2018. This decrease for 2019 was due primarily to payments on outstanding debt. The liability for compensated absences increased by \$21,370 for 2019 and decreased by \$5,294 for 2018.

OVERVIEW OF THE FINANCIAL STATEMENTS

This discussion and analysis serves as an introduction to the District's basic financial statements, which include government-wide financial statements, fund financial statements, and notes to the financial statements. This report also contains required supplementary information, supplementary information, and other information.

Government-wide Financial Statements

The government-wide financial statements are designed to provide the reader with a broad overview of the District's finances. These statements consist of the Statement of Net Position and the Statement of Activities, which are prepared using the flow of economic resources measurement focus and the accrual basis of accounting. The current year's revenues and expenses are taken into account regardless of when cash is received or paid.

The Statement of Net Position presents information on all the District's nonfiduciary assets, deferred outflows, liabilities, and deferred inflows, with the differences between them reported as "net position." Over time, increases or decreases in the District's net position may serve as a useful indicator of whether its financial position is improving or deteriorating.

PEARL PUBLIC SCHOOL DISTRICT
Management's Discussion and Analysis
For the Year Ended June 30, 2019

The Statement of Activities presents information showing how the District's net position changed during the most recent fiscal year. All changes in net position are reported as soon as the underlying event giving rise to the change occurs, regardless of the timing of related cash flows. Thus, revenues and expenses are reported in this statement for some items that will only result in cash flows in future fiscal periods.

The government-wide financial statements outline functions of the District that are principally supported by property taxes and intergovernmental revenues (governmental activities). The governmental activities of the District include instruction, support services, non-instructional, sixteenth section, pension expense, OPEB expense, and interest on long-term liabilities.

Fund Financial Statements

A fund is a grouping of related accounts that is used to maintain control over resources that have been segregated for specific activities or objectives. The District uses fund accounting to ensure and demonstrate compliance with finance-related legal requirements. All of the funds of the District can be divided into two categories: governmental funds and fiduciary funds.

Governmental funds – Most of the District's general activities are reported in its governmental funds. Governmental funds are used to account for essentially the same functions reported as governmental activities in the government-wide financial statements. However, governmental funds are accounted for using the modified accrual basis of accounting and the flow of current financial resources measurement focus. The approach focuses on near-term inflows and outflows of spendable resources, as well as balances of spendable resources available at year end. The governmental fund statements provide a detailed view of the District's near-term financing requirements.

Because the focus of governmental funds is narrower than that of the government-wide financial statements, it is useful to compare the information presented for governmental funds with similar information presented for governmental activities in the government-wide financial statements. By doing so, the reader may gain a better understanding of the long-term impact of the District's near-term financing decisions. The governmental funds Balance Sheet is reconciled to the Statement of Net Position, and the governmental funds Statement of Revenues, Expenditures, and Changes in Fund Balances is reconciled to the Statement of Activities to facilitate this comparison between governmental funds and governmental activities.

The District maintains individual governmental funds in accordance with the *Financial Accounting Manual for Mississippi Public School Districts*. Information is presented separately in the governmental funds Balance Sheet and in the governmental funds Statement of Revenues, Expenditures, and Changes in Fund Balances for all major funds. All non-major funds are combined and presented in these reports as other governmental funds.

Fiduciary funds – Fiduciary funds are used to account for resources held for the benefit of parties outside the District. Fiduciary funds are not reflected in the government-wide financial statements because resources of those funds are not available to support the District's own programs. These funds are reported using the accrual basis of accounting. The school district is responsible for ensuring that the assets reported in these funds are used for their intended purpose.

Reconciliation of Government-wide and Fund Financial Statements

The financial statements include two schedules that reconcile the amounts reported on the governmental funds financial statements (modified accrual basis of accounting) with government-wide financial statements (accrual basis of accounting). The following summarizes the major differences between the two statements:

Capital assets used in governmental activities are not reported on governmental funds financial statements.

PEARL PUBLIC SCHOOL DISTRICT
Management's Discussion and Analysis
For the Year Ended June 30, 2019

Capital outlay spending results in capital assets on government-wide financial statements, but is reported as expenditures on the governmental funds financial statements.

Bond and note proceeds result in liabilities on government-wide financial statements, but are recorded as other financing sources on the governmental funds financial statements.

A net pension liability and net OPEB liability result in liabilities on the government-wide financial statements but are not reported on governmental funds financial statements.

Certain other outflows represent either increases or decreases in liabilities on the government-wide financial statements, but are reported as expenditures on the governmental funds financial statements.

Notes to the financial statements

The notes provide additional information that is essential to a full understanding of the data provided in the government-wide and fund financial statements. The notes to the financial statements can be found immediately following the basic financial statements.

Required Supplementary Information

In addition to the basic financial statements and accompanying notes, this report also presents budgetary comparison schedules, Schedule of the District's Proportionate Share of the Net Pension Liability, Schedule of District Contributions (PERS), Schedule of the District's Proportionate Share of the Net OPEB Liability, and Schedule of District Contributions (OPEB) as required supplementary information. The District adopts an annual operating budget for all governmental funds. A budgetary comparison schedule has been provided for the General Fund and each major special revenue fund as required by the Governmental Accounting Standards Board.

Supplementary Information

Additionally, a Schedule of Expenditures of Federal Awards as required by Title 2 U.S. Code of Federal Regulations Part 200, Uniform Administrative Requirements, Cost Principles, and Audit Requirements for Federal Awards and a Schedule of Instructional, Administrative and Other Expenditures for governmental funds can be found in this report.

Other Information

Although not a required part of the basic financial statements, the Statement of Revenues, Expenditures and Changes in Fund Balances—General Fund, Last Four Years and the Statement of Revenues, Expenditures and Changes in Fund Balances—All Governmental Funds, Last Four Years, is presented for purposes of additional analysis as required by the Mississippi Department of Education.

GOVERNMENT-WIDE FINANCIAL ANALYSIS

Net position

Net position may serve over time as a useful indicator of the District's financial position. Liabilities and deferred inflows of resources exceeded assets and deferred outflows of resources by \$12,749,341 as of June 30, 2019.

The District's financial position is a product of several financial transactions including the net result of activities, the acquisition and payment of debt, the acquisition and disposal of capital assets and the depreciation of capital assets.

Table 1 presents a summary of the District's net position at June 30, 2019 and June 30, 2018.

PEARL PUBLIC SCHOOL DISTRICT
Management's Discussion and Analysis
For the Year Ended June 30, 2019

Table 1
Condensed Statement of Net Position

	June 30, 2019	June 30, 2018	Percentage Change
Current assets	\$ 19,373,742	\$ 18,809,866	3.00 %
Restricted assets	502,845	1,631,731	-69.18 %
Capital assets, net	47,251,734	47,797,452	-1.14 %
Total assets	67,128,321	68,239,049	-1.63 %
Deferred outflows of resources	3,971,885	6,824,703	-41.80 %
Current liabilities	671,762	997,136	-32.63 %
Long-term debt outstanding	24,606,391	25,837,000	-4.76 %
Net pension liability	52,146,027	51,382,911	1.49 %
Net OPEB liability	3,219,068	3,175,972	1.36 %
Total liabilities	80,643,248	81,393,019	-0.92 %
Deferred inflows of resources	3,206,299	4,223,226	-24.08 %
Net position:			
Net investment in capital assets	22,951,500	22,290,544	2.97 %
Restricted	1,171,850	1,685,563	-30.48 %
Unrestricted	(36,872,691)	(34,528,600)	-6.79 %
Total net position	\$ (12,749,341)	\$ (10,552,493)	-20.82 %

Additional information on unrestricted net position:

In connection with the application of standards on accounting and financial reporting for pensions and OPEB, management presents the following additional information:

Total unrestricted net position (deficit)	(\$36,872,691)
Less unrestricted deficit in net position resulting from recognition of the net pension liability and net OPEB liability including the related deferred outflows and deferred inflows	54,599,509
Unrestricted net position, exclusive of the net pension liability and net OPEB liability effect	<u>\$17,726,818</u>

The following are significant current year transactions that have had an impact on the Statement of Net Position.

- Decrease in net capital assets in the amount of \$545,718.
- The principal retirement of \$1,220,000 of long-term debt.

Changes in net position

The District's total revenues for the fiscal years ended June 30, 2019 and June 30, 2018 were \$40,242,324 and \$39,232,440, respectively. The total cost of all programs and services was \$42,444,682 for 2019 and \$42,730,204 for 2018.

PEARL PUBLIC SCHOOL DISTRICT
Management's Discussion and Analysis
For the Year Ended June 30, 2019

Table 2 presents a summary of the changes in net position for the fiscal years ended June 30, 2019 and June 30, 2018.

Table 2
Changes in Net Position

	<u>Year Ended</u> <u>June 30, 2019</u>	<u>Year Ended</u> <u>June 30, 2018</u>	<u>Percentage</u> <u>Change</u>
Revenues:			
Program revenues:			
Charges for services	\$ 3,246,818	3,022,748	7.41 %
Operating grants and contributions	5,120,383	5,040,201	1.59 %
Capital Grants and Contributions	76,506	13,493	467.01 %
General revenues:			
Property taxes	12,326,579	12,174,583	1.25 %
Grants and contributions not restricted	18,907,338	18,355,838	3.00 %
Investment earnings	124,169	71,185	74.43 %
Sixteenth section sources	293,753	320,875	(8.45) %
Other	146,778	233,517	(37.14) %
Total revenues	40,242,324	39,232,440	2.57 %
Expenses:			
Instruction	19,337,049	19,054,593	1.48 %
Support services	13,647,596	11,268,672	21.11 %
Non-instructional	2,494,358	3,811,128	(34.55) %
Sixteenth section	24,425	30,924	(21.02) %
Pension expense	5,792,961	7,487,622	(22.63) %
OPEB expense	151,957	144,868	4.89 %
Interest on long-term liabilities	996,336	932,397	6.86 %
Total expenses	42,444,682	42,730,204	(0.67) %
Increase (Decrease) in net position	(2,202,358)	(3,497,764)	37.04 %
Net Position, July 1, as previously reported	(10,552,493)	(3,789,110)	(178.50) %
Prior Period Adjustment	5,510	(3,265,619)	100.17 %
Net Position, July 1, as restated	(10,546,983)	(7,054,729)	(49.50) %
Net Position, June 30	\$ (12,749,341)	(10,552,493)	(20.82) %

Governmental activities

The following table presents the cost of seven major District functional activities: instruction, support services, non-instructional, sixteenth section, pension expense, OPEB expense and interest on long-term liabilities. The table also shows each functional activity's net cost (total cost less charges for services generated by the activities and intergovernmental aid provided for specific programs). The net cost presents the financial burden that was placed on the State and District's taxpayers by each of these functions.

PEARL PUBLIC SCHOOL DISTRICT
Management's Discussion and Analysis
For the Year Ended June 30, 2019

Table 3
Net Cost of Governmental Activities

	Total Expenses		Percentage Change
	2019	2018	
Instruction	\$ 19,337,049	\$ 19,054,593	1.48 %
Support services	13,647,596	11,268,672	21.11 %
Non-instructional	2,494,358	3,811,128	(34.55) %
Sixteenth section	24,425	30,924	(21.02) %
Pension Expense	5,792,961	7,487,622	(22.63) %
OPEB Expense	151,957	144,868	4.89 %
Interest on long-term liabilities	996,336	932,397	6.86 %
Total expenses	\$ 42,444,682	\$ 42,730,204	(0.67) %

	Net (Expense) Revenue		Percentage Change
	2019	2018	
Instruction	\$ (14,518,858)	\$ (14,193,660)	(2.29) %
Support services	(12,408,243)	(10,277,776)	(20.73) %
Non-instructional	(108,195)	(1,586,515)	93.18 %
Sixteenth section	(24,425)	(30,924)	21.02 %
Pension Expense	(5,792,961)	(7,487,622)	22.63 %
OPEB Expense	(151,957)	(144,868)	(4.89) %
Interest on long-term liabilities	(996,336)	(932,397)	(6.86) %
Total net (expense) revenue	\$ (34,000,975)	\$ (34,653,762)	1.88 %

- Net cost of governmental activities [(\$34,000,975) for 2019 and (\$34,653,762) for 2018] was financed by general revenue, which is primarily made up of property taxes (\$12,326,579 for 2019 and \$12,174,583 for 2018) and state and federal revenues (\$18,907,338 for 2019 and \$18,355,838 for 2018). In addition, there was \$293,753 and \$320,875 in Sixteenth Section sources for 2019 and 2018, respectively.
- Investment earnings amounted to \$124,169 for 2019 and \$71,185 for 2018.

FINANCIAL ANALYSIS OF THE DISTRICT'S FUNDS

As noted earlier, the District uses fund accounting to ensure and demonstrate compliance with finance-related legal requirements.

Governmental funds. The focus of the District's governmental funds is to provide information on current inflows, outflows and balances of spendable resources. Such information is useful in assessing the District's financing requirements. In particular, unassigned fund balance may serve as a useful measure of the District's net resources available for spending at the end of the fiscal year.

PEARL PUBLIC SCHOOL DISTRICT
Management's Discussion and Analysis
For the Year Ended June 30, 2019

The financial performance of the District as a whole is reflected in its governmental funds. As the District completed the year, its governmental funds reported a combined fund balance of \$19,416,772, a decrease of \$143,214, which includes an increase in inventory of \$10,567. \$9,910,391 or 51% of the fund balance is unassigned, which represents the residual classification for the General Fund's fund balance that has not been assigned to other funds and that has not been restricted, committed, or assigned to specific purposes within the general fund. The remaining fund balance of \$9,506,381 or 49% is either nonspendable, restricted, committed or assigned to indicate that it is not available for spending except only for the purposes to which it is restricted, committed or assigned.

The General Fund is the principal operating fund of the District. The increase in fund balance in the General Fund for the fiscal year was \$271,607. The fund balance of Other Governmental Funds showed a decrease in the amount of \$414,821, which includes an increase in reserve for inventory of \$10,567. The increase (decrease) in the fund balances for the other major funds were as follows:

<u>Major Fund</u>	<u>Increase (Decrease)</u>
Title I Fund	No change
IDEA Part B Fund	No change
Building Improvement Fund	No change

BUDGETARY HIGHLIGHTS

During the year, the District revised the annual operating budget. Budget revisions were made to address and correct the original budgets to reflect more accurately the sources and uses of funding for the School District.

A schedule showing the original and final budget amounts compared to the District's actual financial activity for the General Fund and major special revenue funds is provided in this report as required supplementary information.

CAPITAL ASSETS AND DEBT ADMINISTRATION

Capital Assets. As of June 30, 2019, the District's total capital assets were \$72,281,314, including land, school buildings, building improvements, buses, other school vehicles, and furniture and equipment. This amount represents an increase of \$952,002 from 2018. Total accumulated depreciation as of June 30, 2019, was \$25,029,580, and total depreciation expense for the year was \$1,746,747, resulting in total net capital assets of \$47,251,734.

Table 4
Capital Assets, Net of Accumulated Depreciation

	<u>June 30, 2019</u>	<u>June 30, 2018</u>	<u>Percentage Change</u>
Land	\$ 134,110	\$ 134,110	0.00 %
Construction in progress	331,836	533,337	(37.78) %
Buildings	42,266,748	43,503,784	(2.84) %
Building improvements	1,378,857	509,057	170.86 %
Improvements other than buildings	1,155,379	1,180,956	(2.17) %
Mobile equipment	995,811	984,554	1.14 %
Furniture and equipment	988,993	951,654	3.92 %
Total	<u>\$ 47,251,734</u>	<u>\$ 47,797,452</u>	(1.14) %

Additional information on the District's capital assets can be found in Note 5 included in this report.

PEARL PUBLIC SCHOOL DISTRICT
Management's Discussion and Analysis
For the Year Ended June 30, 2019

Debt Administration. At June 30, 2019, the District had \$23,946,157 in outstanding long-term debt, including the liability for compensated absences, of which \$830,000 is due within one year. The liability for compensated absences increased \$21,370 from the prior year.

**Table 5
Outstanding Long-Term Debt**

	<u>June 30, 2019</u>	<u>June 30, 2018</u>	<u>Percentage Change</u>
General obligation bonds	\$ 23,640,000	\$ 24,860,000	(4.91) %
Compensated absences payable	306,157	284,787	7.50 %
Total	<u>\$ 23,946,157</u>	<u>\$ 25,144,787</u>	(4.77) %

Additional information on the District's long-term debt can be found in Note 6 included in this report.

CURRENT ISSUES

The Pearl Public School District is financially stable. The District is proud of its community support of the public schools. The district has committed itself to financial excellence for many years. The District plans to continue its sound financial management to meet the challenges and to embrace the opportunities of the future.

CONTACTING THE DISTRICT'S FINANCIAL MANAGEMENT

If you have any questions about this report or need additional financial information, contact the Superintendent's Office of the Pearl Public School District, 3375 Highway 80 East, Pearl, Mississippi 39208.

FINANCIAL STATEMENTS

(This page left blank intentionally)

PEARL PUBLIC SCHOOL DISTRICT

Statement of Net Position

Exhibit A

June 30, 2019

	Governmental Activities
Assets	
Cash and cash equivalents	\$ 17,217,402
Cash with fiscal agents	70,888
Investments	1,043,652
Due from other governments	990,471
Other receivables, net	7,346
Inventories	43,983
Restricted assets	502,845
Capital assets, net of accumulated depreciation	47,251,734
Total Assets	67,128,321
Deferred Outflows of Resources	
Deferred outflows - pensions	3,743,568
Deferred outflows - OPEB	228,317
Total deferred outflows of resources	3,971,885
Liabilities	
Accounts payable and accrued liabilities	459,815
Interest payable on long-term liabilities	211,947
Long-term liabilities, due within one year:	
Capital related liabilities	830,000
Net OPEB liability	142,742
Long-term liabilities, due beyond one year:	
Capital related liabilities	22,810,000
Unamortized bond premium	911,569
Unamortized bond discount	(251,335)
Non-capital related liabilities	306,157
Net pension liability	52,146,027
Net OPEB liability	3,076,326
Total Liabilities	80,643,248
Deferred Inflows of Resources	
Deferred inflows - pensions	2,916,909
Deferred inflows - OPEB	289,390
Total deferred inflows of resources	3,206,299
Net Position	
Net investment in capital assets	22,951,500
Restricted for:	
Expendable:	
School-based activities	854,414
Debt service	(82,768)
Forestry improvements	42,313
Unemployment benefits	36,960
Non-expendable:	
Sixteenth section	320,931
Unrestricted	(36,872,691)
Total Net Position	\$ (12,749,341)

The notes to the financial statements are an integral part of this statement.

(This page left blank intentionally)

PEARL PUBLIC SCHOOL DISTRICT

**Statement of Activities
For the Year Ended June 30, 2019**

Exhibit B

Functions/Programs	Expenses	Program Revenues			Net (Expense)
		Charges for Services	Operating Grants and Contributions	Capital Grants and Contributions	Revenue and Changes in Net Position
					Governmental Activities
Governmental Activities:					
Instruction	\$ 19,337,049	2,638,686	2,179,505		(14,518,858)
Support services	13,647,596		1,239,353		(12,408,243)
Non-instructional	2,494,358	608,132	1,701,525	76,506	(108,195)
Sixteenth section	24,425				(24,425)
Pension expense	5,792,961				(5,792,961)
OPEB expense	151,957				(151,957)
Interest on long-term liabilities	996,336				(996,336)
Total Governmental Activities	\$ 42,444,682	3,246,818	5,120,383	76,506	(34,000,975)
		General Revenues:			
		Taxes:			
					10,631,085
					1,695,494
		Unrestricted grants and contributions:			
					18,875,431
					31,907
					124,169
					293,753
					146,778
					<u>31,798,617</u>
					<u>(2,202,358)</u>
					(10,552,493)
					<u>5,510</u>
					<u>(10,546,983)</u>
					<u>\$ (12,749,341)</u>

The notes to the financial statements are an integral part of this statement.

(This page left blank intentionally

PEARL PUBLIC SCHOOL DISTRICT
Governmental Funds

Balance Sheet
June 30, 2019

Exhibit C

	Major Funds				Other Governmental Funds	Total Governmental Funds
	General Fund	Title I Fund	IDEA Part B Fund	Building Improvement Fund		
Assets						
Cash and cash equivalents	\$ 16,031,957			156,918	1,531,372	17,720,247
Cash with fiscal agents	70,888					70,888
Investments	1,028,415				15,237	1,043,652
Due from other governments	483,742	146,058	163,939		196,732	990,471
Due from other funds	427,979					427,979
Other receivables	5,922					5,922
Inventories					43,983	43,983
Total assets	18,048,903	146,058	163,939	156,918	1,787,324	20,303,142
Liabilities and Fund Balances						
Liabilities:						
Accounts payable and accrued liabilities	233,468	1,169	27,490	156,918	40,770	459,815
Due to other funds		144,889	136,449		145,217	426,555
Total Liabilities	233,468	146,058	163,939	156,918	185,987	886,370
Fund Balances:						
Nonspendable:						
Inventory					43,983	43,983
Permanent fund principal					320,931	320,931
Restricted:						
Debt service					129,179	129,179
Forestry improvement purposes					42,313	42,313
Grant activities	6,280				804,151	810,431
Unemployment benefits					36,960	36,960
Committed:						
Building improvement	7,370,695					7,370,695
Assigned:						
Student activities	231,902					231,902
Textbooks	26					26
After school program	9,229					9,229
Athletic field maintenance	286,912					286,912
Unemployment benefits					41,906	41,906
16th principal interest					181,914	181,914
Unassigned	9,910,391					9,910,391
Total Fund Balances	17,815,435	-	-	-	1,601,337	19,416,772
Total liabilities and fund balances	\$ 18,048,903	146,058	163,939	156,918	1,787,324	20,303,142

The notes to the financial statements are an integral part of this statement.

(This page left blank intentionally)

PEARL PUBLIC SCHOOL DISTRICT

Governmental Funds

Reconciliation of the Governmental Funds Balance Sheet to the Statement of Net Position **Exhibit C-1**
June 30, 2019

Total fund balances for governmental funds \$ 19,416,772

Amounts reported for governmental activities in the statement of Net Position are different because:

1. Capital assets used in governmental activities are not financial resources and therefore are not reported in the funds:

Land	\$	134,110	
Construction in progress		331,836	
Buildings		61,123,583	
Building improvements		1,626,520	
Improvements other than buildings		2,257,712	
Mobile equipment		3,309,039	
Furniture and equipment		3,498,514	
Accumulated depreciation		<u>(25,029,580)</u>	47,251,734

2. Some liabilities, including net pension obligations, are not due and payable in the current period and, therefore, are not reported in the funds:

Net pension liability	(52,146,027)	
-----------------------	--------------	--

Deferred outflows and inflows of resources related to pensions are applicable to future periods and, therefore, are not reported in the funds:

Deferred outflows of resources related to pensions	3,743,568	
Deferred inflows of resources related to pensions	<u>(2,916,909)</u>	(51,319,368)

3. Some liabilities, including net OPEB obligations, are not due and payable in the current period and, therefore, are not reported in the funds:

Net OPEB liability	(3,219,068)	
--------------------	-------------	--

Deferred outflows and inflows of resources related to OPEB are applicable to future periods and, therefore, are not reported in the funds:

Deferred outflows of resources related to OPEB	228,317	
Deferred inflows of resources related to OPEB	<u>(289,390)</u>	(3,280,141)

4. Long-term liabilities and related accrued interest are not due and payable in the current period and therefore are not reported in the funds:

General obligation bonds	(23,640,000)	
Unamortized bond premium	(911,569)	
Unamortized bond discount	251,335	
Compensated absences	(306,157)	
Accrued interest payable	<u>(211,947)</u>	(24,818,338)

Net Position of governmental activities \$ (12,749,341)

The notes to the financial statements are an integral part of this statement.

(This page left blank intentionally)

PEARL PUBLIC SCHOOL DISTRICT

Governmental Funds

**Statement of Revenues, Expenditures and Changes in Fund Balances
For the Year Ended June 30, 2019**

Exhibit D

	Major Funds				Other	Total
	General Fund	Title I Fund	IDEA Part B Fund	Building Improvement Fund	Governmental Funds	Governmental Funds
Revenues:						
Local sources	\$ 13,495,456				2,326,766	15,822,222
State sources	18,970,595				974,238	19,944,833
Federal sources	31,907	876,312	906,622		2,340,393	4,155,234
Sixteenth section sources	298,524				2,162	300,686
Total Revenues	32,796,482	876,312	906,622	0	5,643,559	40,222,975
Expenditures:						
Instruction	19,273,791	692,524	448,039		1,217,231	21,631,585
Support services	12,012,029	153,132	423,038		757,479	13,345,678
Noninstructional services	291,607	7,724	10,144		2,227,420	2,536,895
Sixteenth section	24,425					24,425
Facilities acquisition and construction				312,913	428,997	741,910
Debt service:						
Principal					1,220,000	1,220,000
Interest					886,588	886,588
Other					6,750	6,750
Total Expenditures	31,601,852	853,380	881,221	312,913	6,744,465	40,393,831
Excess (Deficiency) of Revenues over (under) Expenditures	1,194,630	22,932	25,401	(312,913)	(1,100,906)	(170,856)
Other Financing Sources (Uses):						
Refund of prior year expenditures	15,188					15,188
Sale of transportation equipment	1,887					1,887
Operating transfers in	168,903			333,863	775,138	1,277,904
Operating transfers out	(1,109,001)	(22,932)	(25,401)	(20,950)	(99,620)	(1,277,904)
Total Other Financing Sources (Uses)	(923,023)	(22,932)	(25,401)	312,913	675,518	17,075
Net Change in Fund Balances	271,607	0	0	0	(425,388)	(153,781)
Fund Balances:						
July 1, 2018	17,543,828	0	0	0	2,016,158	19,559,986
Increase (Decrease) in reserve for inventory					10,567	10,567
June 30, 2019	\$ 17,815,435	0	0	0	1,601,337	19,416,772

The notes to the financial statements are an integral part of this statement.

(This page left blank intentionally)

PEARL PUBLIC SCHOOL DISTRICT

Governmental Funds

**Reconciliation of the Governmental Funds Statement of Revenues,
Expenditures and Changes in Fund Balances to the Statement of Activities
For the Year Ended June 30, 2019**

Exhibit D-1

Net change in fund balances - total governmental funds **\$ (153,781)**

Amounts reported for governmental activities in the statement of activities are different because:

1. Governmental funds report capital outlay as expenditures. However, in the statement of activities, the cost of capital assets is allocated over their estimated useful lives as depreciation expense. In the current period, these amounts are:			
Capital outlay		\$ 1,212,928	
Depreciation expense		<u>(1,746,747)</u>	(533,819)
2. In the statement of activities, only the gain/loss on the sale of assets is reported, while in the governmental funds, the proceeds from the sale increases financial resources. Thus, the change in Net Position differs from the change in fund balance by the cost of the assets sold.		<u>(17,405)</u>	(17,405)
3. The issuance of long-term debt provides current financial resources to governmental funds, while the repayment of the principal of long-term debt consumes the current financial resources of governmental funds. Neither transaction, however, has any effect on net position. Also, governmental funds report the effect of premiums, discounts and the difference between the carrying value of refunded debt and the acquisition cost of refunded debt when debt is first issued. These amounts are deferred and amortized in the statement of activities:			
Payments of debt principal		1,220,000	
Amortization of deferred amount on refunding		(45,305)	
Amortization of bond premium		47,199	
Amortization of bond discount		(15,220)	
Accrued interest payable		<u>(96,422)</u>	1,110,252
4. Some items relating to pensions and reported in the statement of activities do not provide or require the use of current financial resources and therefore are not reported as revenues/expenditures in the governmental funds. The activities include:			
Pension expense		(5,792,961)	
Contributions subsequent to the measurement date		<u>3,201,213</u>	(2,591,748)
5. Some items relating to OPEB and reported in the statement of activities do not provide or require the use of current financial resources and therefore are not reported as revenues/expenditures in the governmental funds. The activities include:			
OPEB expense		(151,957)	
State contribution to plan		4,161	
Contributions subsequent to the measurement date		<u>142,742</u>	(5,054)
6. Some items reported in the statement of activities do not provide or require the use of current financial resources and therefore are not reported as revenues/expenditures in governmental funds. These activities include:			
Change in compensated absences		(21,370)	
Change in inventory reserve		<u>10,567</u>	(10,803)
Change in Net Position of governmental activities			<u><u>\$ (2,202,358)</u></u>

The notes to the financial statements are an integral part of this statement.

(This page left blank intentionally)

PEARL PUBLIC SCHOOL DISTRICT

Fiduciary Funds

**Statement of Fiduciary Assets and Liabilities
June 30, 2019**

Exhibit E

	Agency Funds
Assets	
Cash and cash equivalents	\$ 1,843,254
Total Assets	<u>1,843,254</u>
Liabilities	
Accounts payable and accrued liabilities	1,783,950
Due to other funds	1,424
Due to student clubs	57,880
Total Liabilities	<u>\$ 1,843,254</u>

The notes to the financial statements are an integral part of this statement.

(This page left blank intentionally)

PEARL PUBLIC SCHOOL DISTRICT
Notes to the Financial Statements
For the Year Ended June 30, 2019

Note 1 – Summary of Significant Accounting Policies

The accompanying financial statements of the school district have been prepared in conformity with generally accepted accounting principles (GAAP) as prescribed by the Governmental Accounting Standards Board (GASB). GASB is the accepted standard-setting body for governmental accounting and financial reporting principles. The most significant of the school district's accounting policies are described below.

A. Financial Reporting Entity

As defined by accounting principles generally accepted in the United States of America, the school district is considered an "other stand-alone government." The school district is a related organization of, but not a component unit of, the city of Pearl, Mississippi, since the governing authority of the city selects a majority of the school district's board but does not have financial accountability for the school district.

For financial reporting purposes, Pearl Public School District has included all funds and organizations. The District has also considered all potential component units for which it is financially accountable and other organizations for which the nature and significance of their relationship with the District are such that exclusion would cause the District's financial statements to be misleading or incomplete. The Governmental Accounting Standards Board has set forth criteria to be considered in determining financial accountability. These criteria include appointing a voting majority of an organization's governing body and (1) the ability of the District to impose its will on that organization or (2) the potential for the organization to provide specific benefits to or impose specific financial burdens on the District.

B. Government-wide and Fund Financial Statements

Government-wide Financial Statements – The Statement of Net Position and the Statement of Activities report information on all the non-fiduciary activities of the District. For the most part, the effect of inter-fund activity has been removed from these statements. Governmental activities, which normally are supported by tax and intergovernmental revenues, are reported separately from business type activities, which rely to a significant extent on fees and charges for support.

The Statement of Net Position presents the District's non-fiduciary assets, deferred outflows, liabilities, and deferred inflows with the difference reported as net position. Net position is reported in three categories:

1. Net investment in capital assets consists of capital assets, net of accumulated depreciation, and reduced by outstanding balances of bonds, notes and other debt attributable to the acquisition, construction or improvement of those assets.
2. Restricted net position results when constraints placed on net position use are either externally imposed or imposed by law through constitutional provisions or enabling legislation.
3. Unrestricted net position consists of net position not meeting the definition of the two preceding categories. Unrestricted net position often has constraints on resources imposed by management which can be removed or modified.

The Statement of Activities demonstrates the degree to which the direct expenses of a given function, or segment, are offset by program revenues. Direct expenses are those clearly identifiable with a specific function. Program revenues include 1) charges to customers or applicants who purchase, use, or directly benefit from goods, services, or privileges provided by a

PEARL PUBLIC SCHOOL DISTRICT
Notes to the Financial Statements
For the Year Ended June 30, 2019

given function and 2) grants, contributions and interest restricted to meeting the operational or capital requirements of a particular function. Property taxes and other items not included among program revenues are reported instead as general revenues.

Fund Financial Statements - Separate financial statements are provided for governmental and fiduciary funds, even though the latter are excluded from the government-wide financial statements. Major individual governmental funds are reported in separate columns in the fund financial statements. All remaining governmental funds are aggregated and reported as other governmental funds.

The school district reports the following major governmental funds:

General Fund - This is the school district's primary operating fund. The general fund is used to account for and report all financial resources not accounted for and reported in another fund.

Title I Fund – This special revenue fund accounts for the revenues and associated expenditures of the Title I grant, a federally funded grant received through the State of Mississippi.

IDEA Part B Fund – This special revenue fund accounts for the revenues and associated expenditures of the Special Education grant to states, a federally funded grant received through the State of Mississippi.

Building Improvement Fund – This capital projects fund accounts for expenditures associated with building improvement projects financed through local revenue sources.

All other governmental funds not meeting the criteria established for major funds are presented in the other governmental column of the fund financial statements.

The District's fiduciary funds include the following:

Student Club Funds – These various funds account for the monies raised through student club activities.

Payroll Clearing Fund – This fund is used to report the payroll resources held by the district in a purely custodial capacity (assets and liabilities) and does not involve the measurement of results of operations.

Accounts Payable Clearing Fund – This fund is used to report the resources of paid claims held by the district in a purely custodial capacity (assets and liabilities) and does not involve the measurement of results of operations.

Additionally, the school district reports the following fund types:

GOVERNMENTAL FUNDS

Special Revenue Funds - Special Revenue Funds are used to account for and report the proceeds of specific revenue sources that are restricted or committed to expenditure for specified purposes other than debt service or capital projects.

Capital Projects Funds - Capital Projects Funds are used to account for and report financial resources that are restricted, committed, or assigned to expenditure for capital outlays, including the acquisition or construction of capital facilities and other capital assets.

Debt Service Funds - Debt Service Funds are used to account for and report financial resources that are restricted, committed, or assigned to expenditure for principal and interest.

PEARL PUBLIC SCHOOL DISTRICT
Notes to the Financial Statements
For the Year Ended June 30, 2019

Permanent Funds - Permanent Funds are used to account for and report resources that are restricted to the extent that only earnings, and not the principal, may be used for purposes that support the district's programs.

FIDUCIARY FUNDS

Agency Funds - Agency Funds are used to report resources held by the district in a purely custodial capacity (assets equal liabilities) and do not involve measurement of results of operations.

C. Measurement Focus, Basis of Accounting, and Financial Statement Presentation

In the government-wide Statement of Net Position and Statement of Activities, governmental activities are presented using the economic resources measurement focus and the accrual basis of accounting, as are the Fiduciary Fund financial statements. Revenues are recorded when earned, and expenses are recorded when a liability is incurred or economic asset used, regardless of the timing of the related cash flows. Grants and similar items are recognized as revenue as soon as all eligibility requirements imposed by the provider have been met.

Governmental fund financial statements are reported using the current financial resources measurement focus and the modified accrual basis of accounting. Revenues are recognized as soon as they are both measurable and available. Measurable means knowing or being able to reasonably estimate the amount. Revenues are considered to be available when they are collectible within the current period or soon enough thereafter to pay liabilities of the current period. For this purpose, the government considers revenues to be available if they are collected within 60 days after year end. Expenditures (including capital outlay) are recorded when the related fund liability is incurred, as under accrual accounting. However, debt service expenditures, as well as expenditures related to compensated absences and judgments, are recorded only when payment is due.

Federal grants and assistance awards made on the basis of entitlement periods are recorded as receivables and revenues when entitlement occurs. Federal reimbursement type grants are recorded as revenues when the related expenditures are recognized. Use of grant resources is conditioned upon compliance with terms of the grant agreements and applicable federal regulations, which include subjecting grants to financial and compliance audits.

Property taxes, intergovernmental revenues (shared revenues, grants and reimbursements from other governments) and interest associated with the current fiscal period are all considered to be susceptible to accrual.

Ad valorem property taxes are levied by the governing authority of the county on behalf of the school district based upon an order adopted by the school board of the school district requesting an ad valorem tax effort in dollars. Since the taxes are not levied and collected by the school district, the revenues to be generated by the annual levies are not recognized until the taxes are actually collected by the tax levying authority.

Capital asset acquisitions are reported as expenditures in governmental funds. Proceeds of general long-term debt and acquisitions under capital leases are reported as other financing sources.

Under the terms of grant agreements, the district funds certain programs by a combination of specific cost-reimbursement grants and general revenues. Thus, when program expenses are incurred, there is both restricted and unrestricted net position available to finance the program. It is the District's policy to first apply cost-reimbursement grant resources to such programs and then general revenues.

PEARL PUBLIC SCHOOL DISTRICT
Notes to the Financial Statements
For the Year Ended June 30, 2019

The effect of inter-fund activity has been eliminated from the government-wide statements.

Revenues from the Mississippi Adequate Education Program are appropriated on a fiscal year basis and are recorded at the time the revenues are received from the State of Mississippi.

The account classifications used in the financial statements conform to the broad classifications recommended in *Governmental Accounting, Auditing, and Financial Reporting*, issued in 2012 by the Government Finance Officers Association and are consistent with the broad classifications recommended in *Financial Accounting for Local and State School Systems, 2014*, issued by the U.S. Department of Education.

D. Encumbrances

An encumbrance system is maintained to account for commitments or assignments resulting from approved purchase orders, work orders and contracts. However, the school district attempts to liquidate all encumbrances at year-end. Encumbrances outstanding at year-end are not reported within committed or assigned fund balances.

E. Assets, liabilities, deferred outflows/inflows, and fund balances

1. Cash, Cash equivalents and Investments

Cash and cash equivalents

The district's cash and cash equivalents are considered to be cash on hand, demand deposits, and short-term investments with original maturities of three months or less from the date of acquisition. The school district deposits excess funds in the financial institutions selected by the school board. State statutes specify how these depositories are to be selected.

Investments

The school district can invest its excess funds, as permitted by Section 29-3-113, Miss. Code Ann. (1972), in interest-bearing deposits or other obligations of the types described in Section 27-105-33, Miss. Code Ann. (1972), or in any other type investment in which any other agency, instrumentality or subdivision of the State of Mississippi may invest, except that 100% of said funds are authorized to be so invested.

For accounting purposes, certificates of deposit are classified as investments if they have an original maturity greater than three months when acquired.

Investments for the district are reported at fair value.

2. Receivables and payables

Activities between funds that are representative of lending/borrowing arrangements outstanding at the end of the fiscal year are referred to as either "due to/from other funds" (i.e., the current portion of inter-fund loans) or "advances to/from other funds" (i.e. the non-current portion of inter-fund loans). All other outstanding balances between funds are reported as "due to/from other funds."

Advances between funds, as reported in the fund financial statements, are offset by a fund balance reserve account in applicable governmental funds to indicate that they are not available for appropriation and are not expendable available financial resources.

PEARL PUBLIC SCHOOL DISTRICT
Notes to the Financial Statements
For the Year Ended June 30, 2019

3. Due from Other Governments

Due from other governments represents amounts due from the State of Mississippi and various grants and reimbursements from other governments.

4. Inventories and Prepaid Items

Donated commodities are received from the USDA and are valued at USDA cost. Other inventories are valued at cost (calculated on the first-in, first-out basis). The costs of governmental fund type inventories are reported as expenditures when purchased.

Certain payments to vendors reflect costs applicable to future accounting periods and are recorded as prepaid items in both the government-wide and governmental fund financial statements.

5. Restricted Assets

Certain resources set aside for repayment of debt are classified as restricted assets on the Statement of Net Position because their use is limited by applicable debt statutes, e.g. Qualified School Construction Bond sinking funds. Also, the nonexpendable portion of the Permanent Fund, if applicable, is classified as restricted assets because the 16th Section Principal fund is not available for use by the district except as provided for under state statute for loans from this fund.

6. Capital Assets

Capital assets include land, improvements to land, easements, water rights, timber rights, buildings, building improvements, vehicles, machinery, equipment, works of art and historical treasures, infrastructure, and all other tangible or intangible assets that are used in operations and that have initial useful lives extending beyond a single reporting period. Capital assets are reported in the applicable governmental or business type activities columns in the government-wide Statement of Net Position. Capital assets are recorded at historical cost or estimated historical cost based on appraisals or deflated current replacement cost. Donated capital assets are recorded at estimated fair market value at the date of donation. The costs of normal maintenance and repair that do not add to the value of the asset or materially extend asset lives are not capitalized. Capital assets are defined by the District as assets with an initial, individual cost in excess of the thresholds in the table below.

Capital acquisition and construction are reflected as expenditures in the Governmental Fund statements and the related assets are reported as capital assets in the governmental activities column in the government-wide financial statements. Depreciation is calculated on the straight-line basis for all assets, except land.

The following schedule details the capitalization thresholds:

	Capitalization Policy	Estimated Useful Life
Land	\$ 0	0
Buildings	50,000	40 years
Building improvements	25,000	20 years
Improvements other than buildings	25,000	20 years
Mobile equipment	5,000	5-10 years
Furniture and equipment	5,000	3-7 years
Leased property under capital leases	*	*

PEARL PUBLIC SCHOOL DISTRICT
Notes to the Financial Statements
For the Year Ended June 30, 2019

(*) The threshold amount will correspond with the amounts for the asset classifications, as listed. See Note 5 for details.

7. Deferred outflows/inflows of resources

In addition to assets, the statement of financial position will sometimes report a separate section for deferred outflows of resources. This separate financial statement element, deferred outflows of resources, represents a consumption of net position that applies to a future period(s) and so will not be recognized as an outflow of resources (expense/expenditure) until then.

Deferred outflows - pensions

Deferred outflows – postemployment benefits other than pensions (OPEB)

In addition to liabilities, the statement of financial position will sometimes report a separate section for deferred inflows of resources. This separate financial statement element, deferred inflows of resources, represents an acquisition of net position that applies to a future period(s) and so will not be recognized as an inflow of resources (revenue) until that time.

Deferred inflows - pensions

Deferred inflows – postemployment benefits other than pensions (OPEB)

See Note 8 (pensions), Note 9 (OPEB), and Note 15 for further details.

8. Compensated Absences

Employees of the school district accumulate sick leave at a minimum amount as required by state law. A greater amount may be provided by school district policy provided that it does not exceed the provisions for leave as provided in Sections 25-3-93 and 25-3-95, Miss. Code Ann. (1972). Some employees are allowed personal leave and/or vacation leave in accordance with school district policy. The district pays for unused leave for employees as required by Section 37-7-307(5), Miss. Code Ann. (1972).

The liability for these compensated absences is recorded as a long-term liability in the government-wide statements. The current portion of this liability is estimated based on historical trends. In the fund financial statements, governmental funds report the liability for compensated absences from expendable available financial resources only if the payable has matured, for example, an employee retires.

9. Long-term Liabilities and Bond Discounts/Premiums

In the government-wide financial statements, outstanding debt is reported as liabilities. Bond discounts or premiums and the difference between reacquisition price and the net carrying value of refunded debt are capitalized and amortized over the terms of the respective bonds using a method that approximates the effective interest method.

The governmental fund financial statements recognize the proceeds of debt and premiums as other financing sources of the current period. Issuance costs are reported as expenditures. See Note 6 for details.

10. Pensions

For purposes of measuring the net pension liability, deferred outflows of resources and deferred inflows of resources related to pensions, and pension expense, information about the fiduciary net position of the Public Employees' Retirement System (PERS) and additions to/deductions from PERS' fiduciary net position have been determined on the same basis as

PEARL PUBLIC SCHOOL DISTRICT
Notes to the Financial Statements
For the Year Ended June 30, 2019

they are reported by PERS. For this purpose, the benefit payments (including refunds of employee contributions) are recognized when due and payable in accordance with the benefit terms. Investments are reported at fair value.

11. Postemployment Benefits Other than Pensions (OPEB)

For purposes of measuring the net OPEB liability, deferred outflows of resources and deferred inflows of resources related to OPEB, and OPEB expense, information about the fiduciary net position of the State and School Employees' Life and Health Plan (OPEB Plan) and additions to/deductions from the OPEB Plan's fiduciary net position have been determined on the same basis as they are reported by the OPEB Plan. For this purpose, benefit payments are recorded when the OPEB benefits come due. Investments are reported at fair value as determined by the state.

12. Fund Balances

Fund balance for governmental funds is reported in classifications that comprise a hierarchy based primarily on the extent to which the government is bound to honor constraints on the specific purposes for which amounts in those funds can be spent.

Governmental fund balance is classified as nonspendable, restricted, committed, assigned or unassigned. Following are descriptions of fund classifications used by the district:

Nonspendable fund balance includes items that cannot be spent. This includes activity that is not in a spendable form (inventories, prepaid amounts, long-term portion of loans/notes receivable, or property held for resale unless the proceeds are restricted, committed, or assigned) and activity that is legally or contractually required to remain intact, such as a principal balance in a permanent fund.

Restricted fund balance includes amounts that have constraints placed upon the use of the resources either by an external party or imposed by law through a constitutional provision or enabling legislation.

Committed fund balance includes amounts that can be used only for the specific purposes pursuant to constraints imposed by a formal action of the School Board, the District's highest level of decision-making authority. This formal action is the approval of such a commitment by the school board. The school district committed \$7,370,695 of its General Fund's fund balance to building improvements at June 30, 2019.

Assigned fund balance includes amounts that are constrained by the district's intent to be used for a specific purpose, but are neither restricted nor committed. For governmental funds, other than the general fund, this is the residual amount within the fund that is not restricted or committed. Assignments of fund balance are created by the action of the district business manager pursuant to authorization established by school board policy.

Unassigned fund balance is the residual classification for the general fund. This classification represents fund balance that has not been assigned to other funds and that has not been restricted, committed, or assigned to specific purposes within the general fund. The general fund should be the only fund that reports a positive unassigned fund balance amount. In other governmental funds, it may be necessary to report a negative unassigned fund balance.

When an expenditure/expense is incurred for purposes for which both restricted and unrestricted (committed, assigned, or unassigned) resources are available, it is the District's general policy to use restricted resources first. When expenditures/expenses are incurred for purposes for which unrestricted (committed, assigned, and unassigned) resources are available, and amounts in any of these unrestricted classifications could be used, it is the district's general policy to spend committed resources first, followed by assigned amounts, and then unassigned amounts.

PEARL PUBLIC SCHOOL DISTRICT
Notes to the Financial Statements
For the Year Ended June 30, 2019

Note 2 – Cash and Cash Equivalents, Cash with Fiscal Agents, and Investments

The district follows the practice of aggregating the cash assets of various funds to maximize cash management efficiency and returns. Restrictions on deposits and investments are imposed by statutes as follows:

Deposits. The school board must advertise and accept bids for depositories no less than once every three years as required by Section 37-7-333, Miss. Code Ann. (1972). The collateral pledged for the school district's deposits in financial institutions is held in the name of the State Treasurer under a program established by the Mississippi State Legislature and is governed by Section 27-105-5, Miss. Code Ann. (1972). Under this program, the entity's funds are protected through a collateral pool administered by the State Treasurer. Financial institutions holding deposits of public funds must pledge securities as collateral against those deposits. In the event of failure of a financial institution, securities pledged by that institution would be liquidated by the State Treasurer to replace the public deposits not covered by the Federal Deposit Insurance Corporation.

Investments. Sections 29-3-113 and 37-59-43, Miss. Code Ann. (1972), authorize the school board to invest excess funds in the types of investments authorized by Section 27-105-33(d) and (e), Miss. Code Ann. (1972). This section permits the following types of investments: (a) certificates of deposit or interest bearing accounts with qualified state depositories; (b) direct United States Treasury obligations; (c) United States Government agency, United States Government instrumentality or United States Government sponsored enterprise obligations, not to exceed fifty percent of all monies invested with maturities of thirty days or longer; (d) direct security repurchase agreements and reverse direct security repurchase agreements of any federal book entry of only those securities enumerated in (b) and (c) above; (e) direct obligations issued by the United States of America that are deemed to include securities of, or other interests in, any open-end or closed-end management type investment company or investment trust approved by the State Treasurer and the Executive Director of the Department of Finance and Administration, not to exceed twenty percent of invested excess funds. Investment income on bond funds (Capital Projects), bond sinking funds (Debt Service Funds) and sixteenth section principal funds (Permanent Funds) must be credited to those funds. Investment income of \$100 or more of any fund must be credited to that fund. Investment income of less than \$100 can be credited to the General Fund.

Cash and Cash Equivalents

The carrying amount of the school district's deposits with financial institutions reported in the governmental funds and fiduciary funds was \$17,720,247 and \$1,843,254, respectively.

Custodial Credit Risk - Deposits. Custodial credit risk is defined as the risk that, in the event of the failure of a financial institution, the district will not be able to recover deposits or collateral securities that are in the possession of an outside party. The district does not have a deposit policy for custodial credit risk. In the event of failure of a financial institution, securities pledged by that institution would be liquidated by the State Treasurer to replace the public deposits not covered by the Federal Deposit Insurance Corporation. Deposits above FDIC coverage are collateralized by the pledging financial institution's trust department or agent in the name of the Mississippi State Treasurer on behalf of the district.

Cash with Fiscal Agents

The carrying amount of school district's cash with fiscal agents held by financial institutions was \$70,888.

Investments

As of June 30, 2019, the district had the following investments:

PEARL PUBLIC SCHOOL DISTRICT
Notes to the Financial Statements
For the Year Ended June 30, 2019

Investment Type	Rating	Maturity (in Years)	Fair Value
Asset Backed Federal Securities	Aaa/AA+	Less than 5	\$ 115,540
		Less than 10	230,017
		Less than 15	59,198
Corporate Bonds	A2/A-	Less than 5	39,988
Municipal Bonds	Aa2/AA	Less than 1	39,979
		Less than 10	50,131
		Less than 3	55,058
U. S. Treasury/Agency Securities	Aaa/AA+	Less than 1	89,473
		Less than 5	199,991
		Less than 10	149,040
Treasury Cash Reserve Fund	NR	Less than 1	15,237
		Total	<u>\$ 1,043,652</u>

The district categorizes its fair value measurements within the fair value hierarchy established by generally accepted accounting principles. The hierarchy is based on the valuation inputs used to measure the fair value of the asset. Level 1 inputs are quoted prices in active markets for identical assets; Level 2 inputs are significant other observable inputs; Level 3 inputs are significant unobservable inputs.

The district has the following recurring fair value measurements as of June 30, 2019:

- All investments are valued using quoted market prices (Level 1 inputs)

Interest Rate Risk. The district does not have a formal investment policy that limits investment maturities as a means of managing its exposure to fair value losses arising from increasing interest rates.

Credit Risk. State law limits investments to those prescribed in Sections 27-105-33(d) and 27-105-33(e), Miss. Code Ann. (1972). The district does not have a formal investment policy that would further limit its investment choices or one that addresses credit risk.

Custodial Credit Risk - Investments. Custodial credit risk is defined as the risk that, in the event of the failure of the counterparty, the district will not be able to recover the value of its investments or collateral securities that are in the possession of an outside party. The district does not have a formal investment policy that addresses custodial credit risk.

Concentration of Credit Risk. Disclosure of investments by amount and issuer for any issuer that represents five percent or more of total investments is required. This requirement does not apply to investments issued or explicitly guaranteed by the U.S. government, investments in mutual funds and external investment pools, and other pooled investments. As of June 30, 2019, the district had the following investments to which this applies:

Issuer	Fair Value	% of Total Investments
University of Mississippi Ed. Bldg. Corp. Revenue Bonds	\$ 55,058	5.28%

PEARL PUBLIC SCHOOL DISTRICT
Notes to the Financial Statements
For the Year Ended June 30, 2019

Note 3 – Inter-fund Receivables, Payables and Transfers

The following is a summary of inter-fund transactions and balances:

A. Due From/To Other Funds

Receivable Fund	Payable Fund	Amount
General Fund	Title I Fund	\$ 144,889
	IDEA Part B Fund	136,449
	Other governmental funds	145,217
	Fiduciary funds	1,424
		<u>\$ 427,979</u>

The inter-fund balances represent loans created by the existence of negative fund cash balances in a pooled bank account. Negative fund cash balances in governmental funds (special revenues funds) are a result of the timing of cash flows inherent in the reimbursable grant funds due from the Federal government. Interfund balances also represent amounts in fiduciary funds due to the General Fund.

B. Inter-fund Transfers

Transfers Out	Transfers In	Amount
General Fund	Building Improvement Fund	\$ 333,863
	Other governmental funds	775,138
Title I Fund	General Fund	22,932
IDEA Part B Fund	General Fund	25,401
Building Improvement Fund	General Fund	20,950
Other governmental funds	General Fund	99,620
Total		<u>\$ 1,277,904</u>

Inter-fund transfers represent transfers of indirect costs from special revenue funds to the General Funds and operational transfers between governmental funds

Note 4 – Restricted Assets

The restricted assets represent the cash and cash equivalents balance of \$502,845 of the 16th Section Principal Fund (permanent fund) which is legally restricted and may not be used for purposes that support the district's programs.

Note 5 – Capital Assets

The following is a summary of changes in capital assets for governmental activities:

PEARL PUBLIC SCHOOL DISTRICT
Notes to the Financial Statements
For the Year Ended June 30, 2019

	Balance 7/1/2018	Increases	Decreases	Adjustments	Balance 6/30/2019
Governmental Activities:					
<u>Non-depreciable capital assets:</u>					
Land	\$ 134,110				134,110
Construction in progress	533,337	741,910	943,411		331,836
Total non-depreciable capital assets	667,447	741,910	943,411	-	465,946
<u>Depreciable capital assets:</u>					
Buildings	61,123,583				61,123,583
Building improvements	716,029	910,491			1,626,520
Improvements other than buildings	2,224,792	32,920			2,257,712
Mobile equipment	3,297,011	176,430	164,402		3,309,039
Furniture and equipment	3,300,450	294,588	96,524		3,498,514
Total depreciable capital assets	70,661,865	1,414,429	260,926	-	71,815,368
<u>Less accumulated depreciation for:</u>					
Buildings	17,619,799	1,211,096		25,940	18,856,835
Building improvements	206,972	66,631		(25,940)	247,663
Improvements other than buildings	1,043,836	58,497			1,102,333
Mobile equipment	2,312,457	148,733	147,962		2,313,228
Furniture and equipment	2,348,796	261,790	95,559	(5,506)	2,509,521
Total accumulated depreciation	23,531,860	1,746,747	243,521	(5,506)	25,029,580
Total depreciable capital assets, net	47,130,005	(332,318)	17,405	5,506	46,785,788
Governmental activities capital assets, net	\$ 47,797,452	409,592	960,816	5,506	47,251,734

Depreciation expense was charged to the following governmental functions:

	Amount
Governmental activities:	
Instruction	\$ 65,564
Support services	1,607,827
Non-instructional	73,356
Total depreciation expense - Governmental activities	\$ 1,746,747

The capital assets above include significant amounts of buildings, which have been valued at estimated historical cost. The estimated historical cost was based on replacement cost multiplied by the consumer price index implicit price deflator for the year of acquisition.

The details of construction in progress are as follows:

	Beginning Balance July 1, 2018	Additions	Deletions	Ending Balance June 30, 2019	Estimated Remaining Commitment
Governmental Activities:					
ECEC Building Improvements	\$ 514,413	396,078	910,491	-	-
Pearl High School Track Facility	18,924	48,228		67,152	541,767
Landscaping - New Upper Building		32,920	32,920	-	-
Pearl Junior High Pavilion		147,886		147,886	92,875
PHS Multi-purpose Building		116,798		116,798	4,351,045
	\$ 533,337	741,910	943,411	331,836	4,985,687

Construction projects included in governmental activities are funded with committed fund balance of the General Fund and other local revenue sources.

PEARL PUBLIC SCHOOL DISTRICT
Notes to the Financial Statements
For the Year Ended June 30, 2019

Note 6 – Long-term Liabilities

The following is a summary of changes in long-term liabilities and other obligations for governmental activities:

	Balance 7/1/2018	Additions	Reductions	Balance 30-Jun-19	Amounts due within one year
A. General obligation bonds payable	\$ 23,860,000		220,000	23,640,000	830,000
General obligation refunding bonds payable	1,000,000		1,000,000	-	
B. Compensated absences payable	284,787	39,064	17,694	306,157	
Subtotal	<u>\$ 25,144,787</u>	<u>39,064</u>	<u>1,237,694</u>	<u>23,946,157</u>	<u>830,000</u>
Add: Bond Premium	958,768		47,199	911,569	
Less: Bond Discount	(266,555)		(15,220)	(251,335)	
	<u>\$ 25,837,000</u>	<u>39,064</u>	<u>1,269,673</u>	<u>24,606,391</u>	

A. General Obligation bonds payable

General obligation bonds are direct obligations and pledge the full faith and credit of the school district. General obligation bonds currently outstanding are as follows:

Debt currently outstanding is as follows:

Description	Interest Rate	Issue Date	Maturity Date	Amount Issued	Amount Outstanding
General Obligation Series, 2016	3.00-4.00%	21-Apr-16	1-Apr-39	\$ 23,860,000	\$ 23,640,000
				<u>\$ 23,860,000</u>	<u>\$ 23,640,000</u>

The following is a schedule by years of the total payments due on this debt:

Year Ending June 30	Principal	Interest	Total
2020	\$ 830,000	847,788	1,677,788
2021	860,000	814,587	1,674,587
2022	895,000	780,188	1,675,188
2023	930,000	744,387	1,674,387
2024	960,000	716,488	1,676,488
2025-2029	5,295,000	3,090,039	8,385,039
2030-2034	6,300,000	2,078,989	8,378,989
2035-2039	7,570,000	812,773	8,382,773
Total	<u>\$ 23,640,000</u>	<u>\$ 9,885,239</u>	<u>\$ 33,525,239</u>

This debt will be retired from the Bond Retirement Fund (debt service fund). The total amount of bonded indebtedness that can be incurred by the school district is limited by Sections 37-59-5 and 37-59-7, Miss. Code Ann. (1972). Total outstanding bonded indebtedness during a year can be no greater than 15% of the assessed value of the taxable property within such district, according to the last completed assessment for taxation, unless certain conditions, as set forth in Section 37-59-7, Miss. Code Ann. (1972) have been met. As of June 30, 2019, the amount of outstanding bonded indebtedness was equal to 10.7 percent (%) of property assessments as of October 1, 2018.

PEARL PUBLIC SCHOOL DISTRICT
Notes to the Financial Statements
For the Year Ended June 30, 2019

B. Compensated absences payable

As more fully explained in Note 1(E)(8), compensated absences payable is adjusted on an annual basis as required by Section 37-7-307(5), Miss. Code Ann. (1972). Compensated absences will be paid from the fund from which the employees' salaries were paid.

Note 7 – Other Commitments

Commitments under construction contracts are described in Note 5.

Note 8– Defined Benefit Pension Plan

General Information about the Pension Plan

Plan Description. The school district contributes to the Public Employees' Retirement System of Mississippi (PERS), a cost-sharing multiple-employer defined benefit pension plan. PERS provides retirement and disability benefits, annual cost-of-living adjustments, and death benefits to plan members and beneficiaries. Plan provisions and the Board of Trustees' authority to determine contribution rates are established by Miss. Code Ann. Section 25-11-1 et seq., (1972, as amended) and may be amended only by the Mississippi Legislature. PERS issues a publicly available financial report that includes financial statements and required supplementary information. That report is available at www.pers.ms.gov.

Benefits provided. Membership in PERS is a condition of employment granted upon hiring for qualifying employees and officials of the State of Mississippi, state universities, community and junior colleges, and teachers and employees of the public school districts. For those persons employed by political subdivisions and instrumentalities of the State of Mississippi, membership is contingent upon approval of the entity's participation in PERS by the PERS' Board of Trustees. If approved, membership for the entity's employees is a condition of employment and eligibility is granted to those who qualify upon hiring. Participating members who are vested and retire at or after age 60 or those who retire regardless of age with at least 30 years of creditable service (25 years of creditable service for employees who became members of PERS before July 1, 2011) are entitled, upon application, to an annual retirement allowance payable monthly for life in an amount equal to 2.0 percent of their average compensation for each year of creditable service up to and including 30 years (25 years for those who became members of PERS before July 1, 2011), plus 2.5 percent for each additional year of creditable service with an actuarial reduction in the benefit for each year of creditable service below 30 years or the number of years in age that the member is below 65, whichever is less. Average compensation is the average of the employee's earnings during the four highest compensated years of creditable service. Benefits vest upon completion of eight years of membership service (four years of membership service for those who became members of PERS before July 1, 2007). PERS also provides certain death and disability benefits. A Cost-of-Living Adjustment (COLA) payment is made to eligible retirees and beneficiaries. The COLA is equal to 3.0 percent of the annual retirement allowance for each full fiscal year of retirement up to the year in which the retired member reaches age 60 (55 for those who became members of PERS before July 1, 2011), with 3.0 percent compounded for each fiscal year thereafter.

Contributions. PERS members are required to contribute 9.00% of their annual covered salary, and the school district is required to contribute at an actuarially determined rate. The employer's rate as of June 30, 2019 was 15.75% of annual covered payroll. Plan provisions and the Board of Trustees' authority to determine contribution rates are established by Section 25-11-1 of the Mississippi Code of 1972, as amended, and may be amended only by the Mississippi Legislature. The school district's contributions to PERS for the fiscal years ending June 30, 2019, 2018 and 2017 were \$3,201,213, \$3,153,251 and \$3,123,097, respectively, which equaled the required contributions for each year.

Pension Liabilities, Pension Expense, and Deferred Outflows of Resources and Deferred Inflows of Resources Related to Pensions

At June 30, 2019, the school district reported a liability of \$52,146,027 for its proportionate share of the net pension liability. The net pension liability was measured as of June 30, 2018, and the total pension liability

PEARL PUBLIC SCHOOL DISTRICT
Notes to the Financial Statements
For the Year Ended June 30, 2019

used to calculate the net pension liability was determined by an actuarial valuation as of that date. The District's proportion of the net pension liability was based on a projection of the school district's long-term share of contribution to the pension plan relative to projected contributions of all participating entities, actuarially determined. The school district's proportionate share used to calculate the June 30, 2019 net pension liability was 0.3135 percent, which was based on a measurement date of June 30, 2018. This was an increase of 0.0044 percent from its proportionate share used to calculate the June 30, 2018 net pension liability, which was based on a measurement date of June 30, 2017.

For the year ended June 30, 2019, the District recognized pension expense of \$5,792,961. At June 30, 2019 the District reported deferred outflows of resources and deferred inflows of resources related to pensions from the following sources:

	Deferred Outflows of Resources	Deferred Inflows of Resources
Differences between expected and actual experience	\$ 227,343	\$ 216,729
Net difference between projected and actual earnings on pension plan investments		2,498,333
Changes of assumptions	30,336	28,598
Changes in proportion and differences between District contributions and proportionate share of contributions	284,676	173,249
District contributions subsequent to the measurement date	3,201,213	
Total	\$ 3,743,568	\$ 2,916,909

\$3,201,213 reported as deferred outflows of resources related to pensions resulting from school district contributions subsequent to the measurement date will be recognized as a reduction to the net pension liability in the year ended June 30, 2020. Other amounts reported as deferred outflows of resources and deferred inflows of resources related to pensions will be recognized in pension expense as follows:

Year Ending June 30:	
2020	\$ (1,128,169)
2021	(65,427)
2022	(1,070,431)
2023	(110,527)

Actuarial assumptions. The total pension liability in the June 30, 2018 actuarial valuation was determined using the following actuarial assumptions, applied to all periods included in the measurement:

Inflation	3.00 percent
Salary increases	3.25-18.50 percent, including inflation
Investment rate of return	7.75 percent, net of pension plan investment expense, including inflation

Mortality rates were based on the RP-2014 Healthy Annuitant Blue Collar Table Projected with Scale BB to 2022, with males rates set forward one year for males with adjustments.

The actuarial assumptions used in the June 30, 2018 valuation were based on the results of an actuarial experience study for the period July 1, 2012 to June 30, 2016. The experience report is dated April 18, 2017.

The long-term expected rate of return on pension plan investments was determined using a log-normal

PEARL PUBLIC SCHOOL DISTRICT
Notes to the Financial Statements
For the Year Ended June 30, 2019

distribution analysis in which best-estimate ranges of expected future real rates of return (expected nominal returns, net of pension plan investment expense and the assumed rate of inflation) are developed for each major asset class. These ranges are combined to produce the long-term expected rate of return by weighting the expected future real rates of return by the target asset allocation percentage and by adding expected inflation. The target asset allocation and best estimates of arithmetic real rates of return for each major asset class are summarized in the following table:

<u>Asset Class</u>	<u>Target Allocation</u>	<u>Long-Term Expected Real Rate of Return</u>
U.S. Broad	27.00 %	4.60 %
International Equity	18.00	4.50
Emerging Markets Equity	4.00	4.75
Global	12.00	4.75
Fixed Income	18.00	0.75
Real Estate	10.00	3.50
Private Equity	8.00	5.10
Emerging Debt	2.00	2.25
Cash	1.00	0.00
Total	100 %	

Discount rate. The discount rate used to measure the total pension liability was 7.75 percent. The projection of cash flows used to determine the discount rate assumed that plan member contributions will be made at the current contribution rate (9.00%) and that employer contributions will be made at the former employer contribution rate (15.75%) through June 30, 2019 and at the current contribution rate (17.40%) thereafter. Based on those assumptions, the pension plan's fiduciary net position was projected to be available to make all projected future benefit payments of current plan members. Therefore, the long-term expected rate of return on pension plan investments was applied to all periods of projected benefit payments to determine the total pension liability.

Sensitivity of the District's proportionate share of the net pension liability to changes in the discount rate. The following table presents the District's proportionate share of the net pension liability calculated using the discount rate of 7.75%, as well as what the District's proportionate share of the net pension liability would be if it were calculated using a discount rate that is 1-percentage-point lower (6.75%) or 1-percentage-point higher (8.75%) than the current rate:

	1% Decrease (6.75%)	Current Discount Rate (7.75%)	1% Increase (8.75%)
District's proportionate share of the net pension liability	\$ 68,661,355	\$ 52,146,027	\$ 38,419,610

Pension plan fiduciary net position. Detailed information about the pension plan's fiduciary net position is available in the separately issued PERS financial report.

Note 9 – Other Postemployment Benefits (OPEB)

General Information about the OPEB Plan.

Plan description. State law mandates that all state, public education, library, junior and community college and retiring employees be offered health and life benefit coverage through the State and School Employees' Life and Health Insurance Plan (the Plan). The Plan was established by Section 25-15-3 et seq., Mississippi Code Ann. (1972), which may be amended only by the State Legislature. The State and School Employees' Health Insurance Management Board (the Board) administers the Plan. The Board has the sole legal authority to promulgate rules and regulations governing the operations of the Plan within the confines of the law governing the Plan. The Plan is self-insured and is financed through premiums collected from employers, employees, retirees and COBRA participants. The Plan provides for Other Postemployment

PEARL PUBLIC SCHOOL DISTRICT
Notes to the Financial Statements
For the Year Ended June 30, 2019

Benefits (OPEB) as a multiple-employer defined benefit OPEB plan. The plan issues a publicly available financial report that can be obtained at <http://knowyourbenefits.dfa.ms.gov/>.

Benefits provided.

The Plan was formed by the State Legislature to provide group health and life benefits to full-time active and retired employees of the State, agencies, universities, community/junior colleges, public school districts and public libraries. In addition, the spouse and/or children of covered employees and retirees, as well as surviving spouses and COBRA participants, may be eligible for health insurance coverage under the Plan. Benefits of the OPEB Plan consist of an implicit rate subsidy, which is essentially the difference between the average cost of providing health care benefits to retirees under age 65 and the average cost of providing health care benefits to all participants when premiums paid by retirees are not age adjusted. Employees' premiums are funded primarily by their employers. Retirees must pay their own premiums, as do active employees for spouse and dependent medical coverage. The Board has the sole authority for setting life and health insurance premiums for the Plan. Per Section 12-15-15 (10) Mississippi Code Ann. (1972), a retired employee electing to purchase retiree life and health insurance must pay the full cost of such insurance premium. If the Board determined actuarially that the premium paid by the participating retirees adversely affects the overall cost of the Plan to the State, then the Board may impose a premium surcharge, not to exceed 15%, upon such participating retired employees who are under the age for Medicare eligibility and who are initially employed before January 1, 2006. For participating retired employees who are under the age for Medicare eligibility and who are initially employed on or after January 1, 2006, the Board may impose a premium surcharge in an amount the Board determined actuarially to cover the full cost of insurance. The Plan offers a Base option and a Select option for health benefits for non-Medicare participants. The Plan includes a separate coverage level for Medicare eligible retirees, Medicare Eligible surviving spouses, and Medicare eligible dependents of retirees and surviving spouses.

Contributions.

The Board has the sole authority for setting life and health insurance premiums for the Plan. The required premiums vary based on the plan selected and the type of participant. Employers pay no premiums for retirees while employees' premiums are funded primarily by their employer. Contributions to the OPEB plan from the District were \$142,742 and \$135,396 for the years ended June 30, 2019 and June 30, 2018, respectively.

OPEB Liabilities, OPEB Expense, and Deferred Outflows of Resources and Deferred Inflows of Resources related to OPEB

At June 30, 2019, the District reported a liability of \$3,219,068 for its proportionate share of the net OPEB liability. The net OPEB liability was measured as of June 30, 2018, and the total OPEB liability used to calculate the net OPEB liability was determined by an actuarial valuation as of that date. The basis for the District's proportion is determined by comparing the employer's average monthly employees participating in the Plan with the total average employees participating in the Plan in the fiscal year of all employers. The allocation was utilized because the level of premiums contributed by each employer is the same for any employee regardless of plan participation elections made by the employee. At the measurement date of June 30, 2018, the District's proportion was 0.41614222 percent. This was an increase of 0.01135814 percent from the proportionate share as of the measurement date of June 30, 2017.

For the year ended June 30, 2019, the District recognized OPEB expense of \$151,957. At June 30, 2019, the District reported deferred outflows of resources and deferred inflows of resources related to OPEB from the following sources:

	Deferred Outflows of Resources	Deferred Inflows of Resources
Differences between expected and actual experience	\$ 6,554	\$
Changes of assumptions		229,365
Net difference between projected and actual earnings on OPEB plan investments		

PEARL PUBLIC SCHOOL DISTRICT
Notes to the Financial Statements
For the Year Ended June 30, 2019

Changes in proportion and differences between District contributions and proportionate share of contributions	79,021	60,025
District contributions subsequent to the measurement date	142,742	
Total	\$ <u>228,317</u>	\$ <u>289,390</u>

\$142,742 reported as deferred outflows of resources related to OPEB resulting from school district contributions subsequent to the measurement date will be recognized as a reduction to the net OPEB liability in the year ended June 30, 2020. Other amounts reported as deferred outflows of resources and deferred inflows of resources related to OPEB will be recognized in OPEB expense as follows:

Year Ending June 30:

2020	\$	(43,076)
2021		(43,076)
2022		(43,076)
2023		(43,076)
2024		(30,733)
Thereafter	(778)

Actuarial assumptions. The total OPEB liability in the June 30, 2018 actuarial valuation was determined using the following actuarial assumptions, applied to all periods included in the measurement, unless otherwise specified:

Inflation	3.00 percent
Salary increases	3.25-18.50 percent, including wage inflation
Long-term Investment Rate of Return, net of OPEB plan investment expense, including inflation	4.50%
Municipal Bond Index Rate	
Measurement Date	3.89%
Prior Measurement Date	3.56%
Year FNP is projected to be depleted	
Measurement Date	2018
Prior Measurement Date	2017
Single Equivalent Interest Rate, net of OPEB plan investment expense, including inflation	
Measurement Date	3.89%
Prior Measurement Date	3.56%
Health Care Cost Trends	
Medicare Supplement Claims	7.25 percent for 2018 decreasing to an ultimate rate of 4.75% by 2028
Pre-Medicare	

PEARL PUBLIC SCHOOL DISTRICT
Notes to the Financial Statements
For the Year Ended June 30, 2019

Both pre-retirement and post-retirement mortality rates were based on the RP 2014 Healthy Annuitant Blue Collar Table projected with Scale BB to 2022, male rates set forward 1 year and adjusted by 106% for males at all ages, and females adjusted to 90% for ages less than 76, 95% for age 76, 105% for age 78 and 110% for ages 79 and greater. Post-disability mortality rates were based on the RP 2014 Disabled Retiree Mortality Table set forward 4 years for males and 3 years for females.

The demographic actuarial assumptions used in the June 30, 2018 valuation were based on the results of an actuarial experience study dated April 18, 2017.

The remaining actuarial assumptions (e.g., initial per capita costs, health care cost trends, rate of plan participation, rates of plan election, etc.) used in the June 30, 2018 valuation were based on a review of recent plan experience done concurrently with the June 30, 2018 valuation.

The long-term investment rate of return, net of OPEB plan investment expense, including inflation was 4.50%.

Discount rate. The discount rate used to measure the total OPEB liability at June 30, 2018 was 3.89 percent. Since the Prior Measurement Date, the Discount Rate has changed from 3.56% to 3.89%. The trust was established on June 28, 2018 with an initial contribution of \$1,000,000. The fiduciary net position is projected to be depleted immediately, therefore, the Municipal Bond Index Rate is used in the determination of the discount rate for both June 30, 2017 and the June 30, 2018. The discount rate used to measure the total OPEB liability at June 30, 2018 was based on an average of the Bond Buyer General Obligation 20-year Municipal Bond Index Rates during the month of June published at the end of each week by Bond Buyer.

Sensitivity of the District's proportionate share of the net OPEB liability to changes in the discount rate. The following presents the District's proportionate share of the net OPEB liability, as well as what the District's proportionate share of the net OPEB liability would be if it were calculated using a discount rate that is 1-percentage-point lower (2.89 percent) or 1-percentage-point higher (4.89 percent) than the current discount rate:

	1% Decrease (2.89%)	Current Discount Rate (3.89%)	1% Increase (4.89%)
Net OPEB liability	\$ 3,568,257	\$ 3,219,068	\$ 2,918,755

Sensitivity of the District's proportionate share of the net OPEB liability to changes in the healthcare cost trend rates. The following presents the District's proportionate share of the net OPEB liability, as well as what the District's proportionate share of the net OPEB liability would be if it were calculated using healthcare cost trend rates that are 1-percentage-point lower or 1-percentage-point higher than the current healthcare cost trend rates:

	1% Decrease	Healthcare Cost Trend Rates Current	1% Increase
Net OPEB liability	\$ 2,981,921	\$ 3,219,068	\$ 3,488,400

OPEB plan fiduciary net position. Detailed information about the OPEB plan's fiduciary net position is available in a separately issued report that can be found at <http://knowyourbenefits.dfa.ms.gov/>.

Note 10– Sixteenth Section Lands

Sixteenth section school lands, or lands granted in lieu thereof, constitute property held in trust for the benefit of the public schools. The school board, under the general supervision of the Office of the Secretary of State, has control and jurisdiction of said school trust lands and of all funds arising from any disposition thereof. It is the duty of the school board to manage the school trust lands and all funds arising therefrom as trust property. Accordingly, the board shall assure that adequate compensation is received for all uses of the trust lands, except for uses by the public schools. The following are the future rental payments to be

PEARL PUBLIC SCHOOL DISTRICT
Notes to the Financial Statements
For the Year Ended June 30, 2019

made to the school district for the use of school trust lands. These future rental payments are from existing leases and do not anticipate renewals or new leases.

Year Ending June 30	Amount
2020	\$ 311,757
2021	306,852
2022	282,729
2023	282,729
2024	282,729
2025 – 2029	1,403,445
2030 – 2034	1,137,915
2035 – 2039	1,108,887
Thereafter	1,076,933
Total	<u>\$ 6,193,976</u>

Note 11 – Prior Period Adjustments

A summary of significant Net Position/Fund Balance adjustments is as follows:

Exhibit B - Statement of Activities

Explanation	Amount
Restatement of a capital asset and depreciation	\$ 5,506
Restatement of prior period OPEB liability	<u>4</u>
Total	<u>\$ 5,510</u>

Note 12 – Contingencies

Federal Grants – The school district has received federal grants for specific purposes that are subject to audit by the grantor agencies. Entitlements to these resources are generally conditional upon compliance with the terms and conditions of the grant agreements and applicable federal regulations, including the expenditure of resources for allowable purposes. Any disallowances resulting from the grantor audit may become a liability of the school district.

Litigation - The school district is party to legal proceedings, many of which occur in the normal course of governmental operations. It is not possible at the present time to estimate the outcome or liability, if any, of the school district with respect to the various proceedings. However, the school district's legal counsel believes that ultimate liability resulting from these lawsuits will not have a material adverse effect on the financial condition of the school district.

Note 13 – Fund Balance Assignments

The amount assigned for Unemployment (\$41,906) shown on Exhibit C represents the amount held in the Unemployment Compensation Fund at June 30, 2019, which is above the statutory requirement necessary to fill that fund.

The amount assigned for 16th Section principal interest (\$181,914) shown on Exhibit C represents interest income earned and held in the 16th Section Principal Fund (permanent fund). Upon an order of the school board, the amount may be transferred to the General Fund.

PEARL PUBLIC SCHOOL DISTRICT
Notes to the Financial Statements
For the Year Ended June 30, 2019

Note 14 – Risk Management

The school district is exposed to various risks of loss related to torts; theft of, damage to and destruction of assets; errors and omissions; injuries to employees; and natural disasters. Except as described below, the district carries commercial insurance for these risks. Settled claims resulting from these insured risks have not exceeded commercial insurance coverage in any of the past three fiscal years.

Participation in Public Entity Risk Pool

The school district is a member of the Mississippi School Boards Association Workers' Compensation Trust (MSBAWCT). The trust is a risk-sharing pool; such a pool is frequently referred to as a self-insurance pool. The trust consists of approximately 58 school districts and covers risks of loss arising from injuries to the members' employees. The Mississippi Workers' Compensation Commission requires that an indemnity agreement be executed by each member in a workers' compensation self-insurance pool for the purpose of jointly and severally binding the pool and each of the employers comprising the group to meet the workers' compensation obligations of each member. Each member of MSBAWCT contributes quarterly to a fund held in trust by Wells Fargo in Portland, Oregon. The funds in the trust account are used to pay any claim up to \$750,000. For a claim exceeding \$750,000, MSBAWCT has insurance which will pay the excess to the statutory amount required by the Mississippi Workers' Compensation Commission Act. If total claims during a year were to deplete the trust account, then the member school districts would be required to pay for the deficiencies. The district has not had an additional assessment for excess losses incurred by the pool.

The school district is a member of the Mississippi School Boards Association Property Trust (MSBAPT). The Trust is a risk sharing pool; such a pool is frequently referred to as a self-insurance pool. The Trust consists of approximately 49 school districts and covers losses associated with property damage to the physical assets owned by the member districts. An indemnity agreement is executed by each member in the Trust for the purposes of jointly and severally binding the pool and each of the members/districts to meet the financial obligations of each member. Each member of the Trust contributes quarterly to a fund held in trust by Amegy Bank of Texas in Houston, Texas. The funds in the trust account are used to pay any claim up to \$150,000 per occurrence. For a claim/occurrence exceeding \$150,000 the Trust has secured excess insurance. If total claims during a year were to deplete the trust account, then the member school districts would be required to pay for the deficiencies. The district has not had an additional assessment for excess losses incurred by the Trust.

The school district is a member of the Mississippi School Boards Association Casualty Trust (MSBACT). The Trust is a risk sharing pool; such a pool is frequently referred to as a self-insurance pool. The Trust consists of approximately 49 school districts and covers liability related losses the member may be responsible for through General Liability, Automobile Liability and School Board Legal Liability. An indemnity agreement is executed by each member in the Trust for the purposes of jointly and severally binding the pool and each of the members/districts to meet the financial obligations of each member. Each member of the Trust contributes quarterly to a fund held in trust by Amegy Bank of Texas in Houston, Texas. The funds in the trust account are used to pay any claim up to \$150,000 per occurrence. For a claim/occurrence exceeding \$150,000 the Trust has secured excess insurance. If total claims during a year were to deplete the trust account, then the member school districts would be required to pay for the deficiencies. The district has not had an additional assessment for excess losses incurred by the Trust.

Note 15 – Effect of Deferred Amounts on Net Position

The unrestricted net position amount of (\$36,872,691) includes the effect of deferring the recognition of expenses resulting from a deferred outflow from pensions. A portion of the deferred outflow of resources related to pension in the amount of \$3,201,213 resulting from the school district contribution subsequent to the measurement date will be recognized as a reduction of the net pension liability in the year ended June 30, 2020. The \$542,355 balance of deferred outflow of resources related to pensions, at June 30, 2019 will be recognized as an expense and will decrease the unrestricted net position over the next 3 years.

PEARL PUBLIC SCHOOL DISTRICT
Notes to the Financial Statements
For the Year Ended June 30, 2019

The unrestricted net position amount of (\$36,872,691) includes the effect of deferring the recognition of revenue resulting from a deferred inflow from pensions. The \$2,916,909 balance of deferred inflow of resources related to pensions, at June 30, 2019 will be recognized as revenue and will increase the unrestricted net position over the next 4 years.

The unrestricted net position amount of (\$36,872,691) includes the effect of deferring the recognition of expenses resulting from a deferred outflow from OPEB. A portion of the deferred outflow of resources related to OPEB in the amount of \$142,742 resulting from the school district contribution subsequent to the measurement date will be recognized as a reduction of the net OPEB liability in the year ended June 30, 2020. The \$85,575 balance of deferred outflow of resources related to OPEB, at June 30, 2019 will be recognized as an expense and will decrease the unrestricted net position over the next 6 years.

The unrestricted net position amount of (\$36,872,691) includes the effect of deferring the recognition of revenue resulting from a deferred inflow from OPEB. The \$289,390 balance of deferred inflow of resources related to OPEB, at June 30, 2019 will be recognized as revenue and will increase the unrestricted net position over the next 6 years.

Note 16 – Subsequent Events

Events that occur after the Statement of Net Position date but before the financial statements are available to be issued must be evaluated for recognition or disclosure. The effects of subsequent events that provide evidence about conditions that existed at the Statement of Net Position date are recognized in the accompanying financial statements. Subsequent events which provide evidence about conditions that existed after the Statement of Net Position date require disclosure in the accompanying notes. Management of the Pearl Public School District evaluated the activity of the district through January 29, 2020, and determined that no subsequent events have occurred that would require disclosure in the notes to the financial statements.

(This page left blank intentionally)

REQUIRED SUPPLEMENTARY INFORMATION

(This page left blank intentionally)

PEARL PUBLIC SCHOOL DISTRICT
Required Supplementary Information

Budgetary Comparison Schedule
General Fund
For the Year Ended June 30, 2019

	Budgeted Amounts		Actual (GAAP Basis)	Variances	
				Positive (Negative)	
	Original	Final		Original to Final	Final to Actual
Revenues:					
Local sources	\$ 12,328,753	13,495,456	13,495,456	1,166,703	0
State sources	18,865,676	18,970,595	18,970,595	104,919	0
Federal sources	27,500	31,907	31,907	4,407	0
Sixteenth section sources	302,988	298,524	298,524	(4,464)	0
Total Revenues	31,524,917	32,796,482	32,796,482	1,271,565	0
Expenditures:					
Instruction	19,490,928	19,273,791	19,273,791	217,137	0
Support services	15,548,956	12,012,029	12,012,029	3,536,927	0
Noninstructional services	290,893	291,607	291,607	(714)	0
Sixteenth section	40,650	24,425	24,425	16,225	0
Total Expenditures	35,371,427	31,601,852	31,601,852	3,769,575	0
Excess (Deficiency) of Revenues over (under) Expenditures	(3,846,510)	1,194,630	1,194,630	5,041,140	0
Other Financing Sources (Uses):					
Refund of prior year expenditures	0	15,188	15,188	15,188	0
Sale of transportation equipment	0	1,887	1,887	1,887	0
Operating transfers in	3,925,314	5,121,153	168,903	1,195,839	(4,952,250)
Operating transfers out	(5,327,107)	(6,070,174)	(1,109,001)	(743,067)	4,961,173
Total Other Financing Sources (Uses)	(1,401,793)	(931,946)	(923,023)	469,847	8,923
Net Change in Fund Balances	(5,248,303)	262,684	271,607	5,510,987	8,923
Fund Balances:					
July 1, 2018	15,534,970	17,544,509	17,543,828	2,009,539	(681)
June 30, 2019	\$ 10,286,667	17,807,193	17,815,435	7,520,526	8,242

The notes to the required supplementary information are an integral part of this schedule.

(This page left blank intentionally)

PEARL PUBLIC SCHOOL DISTRICT
Required Supplementary Information

Budgetary Comparison Schedule
Title I Fund
For the Year Ended June 30, 2019

	Budgeted Amounts		Actual (GAAP Basis)	Variances	
				Positive (Negative)	
	Original	Final		Original to Final	Final to Actual
Revenues:					
Federal sources	\$ 901,342	1,142,877	876,312	241,535	(266,565)
Total Revenues	901,342	1,142,877	876,312	241,535	(266,565)
Expenditures:					
Instruction	729,095	942,532	692,524	(213,437)	250,008
Support services	152,534	162,073	153,132	(9,539)	8,941
Noninstructional	9,417	12,061	7,724	(2,644)	4,337
Total Expenditures	891,046	1,116,666	853,380	(225,620)	263,286
Excess (Deficiency) of Revenues over (under) Expenditures	10,296	26,211	22,932	15,915	(3,279)
Other Financing Sources (Uses):					
Operating transfers out	(10,296)	(26,211)	(22,932)	(15,915)	3,279
Total Other Financing Sources (Uses)	(10,296)	(26,211)	(22,932)	(15,915)	3,279
Net Change in Fund Balances	0	0	0	0	0
Fund Balances:					
July 1, 2018	0	0	0	0	0
June 30, 2019	\$ 0	0	0	0	0

The notes to the required supplementary information are an integral part of this schedule.

(This page left blank intentionally)

PEARL PUBLIC SCHOOL DISTRICT
Required Supplementary Information

Budgetary Comparison Schedule
IDEA Part B Fund
For the Year Ended June 30, 2019

	Budgeted Amounts		Actual (GAAP Basis)	Variances	
				Positive (Negative)	
	Original	Final		Original to Final	Final to Actual
Revenues:					
Federal sources	\$ 1,066,905	1,083,428	906,622	16,523	(176,806)
Total Revenues	1,066,905	1,083,428	906,622	16,523	(176,806)
Expenditures:					
Instruction	683,637	534,758	448,039	148,879	86,719
Support services	346,859	505,274	423,038	(158,415)	82,236
Noninstructional services	5,457	13,122	10,144	(7,665)	2,978
Total Expenditures	1,035,953	1,053,154	881,221	(17,201)	171,933
Excess (Deficiency) of Revenues over (under) Expenditures	30,952	30,274	25,401	(678)	(4,873)
Other Financing Sources (Uses):					
Operating transfers out	(30,952)	(30,274)	(25,401)	678	4,873
Total Other Financing Sources (Uses)	(30,952)	(30,274)	(25,401)	678	4,873
Net Change in Fund Balances	0	0	0	0	0
Fund Balances:					
July 1, 2018	0	0	0	0	0
June 30, 2019	\$ 0	0	0	0	0

The notes to the required supplementary information are an integral part of this schedule.

(This page left blank intentionally)

PEARL PUBLIC SCHOOL DISTRICT
Required Supplementary Information

SCHEDULE OF THE DISTRICT'S PROPORTIONATE SHARE OF THE NET PENSION LIABILITY

PERS

Last 10 Fiscal Years*

	<u>2019</u>	<u>2018</u>	<u>2017</u>	<u>2016</u>	<u>2015</u>
District's proportion of the net pension liability	% 0.3135	0.3091	0.3113	0.3021	0.2900
District's proportionate share of the net pension liability	\$ 52,146,027	51,382,911	55,605,953	46,698,703	35,200,690
District's covered payroll	\$ 20,020,641	19,829,187	19,911,537	18,874,521	17,694,654
District's proportionate share of the net pension liability as a percentage of its covered payroll	260.46%	259.13%	279.26%	247.42%	198.93%
Plan fiduciary net position as a percentage of the total pension liability	63%	61%	57%	62%	67%

The notes to the required supplementary information are an integral part of this schedule.

* The amounts presented for each fiscal year were determined as of the measurement date of 6/30 of the year prior to the fiscal year presented.

This schedule is presented to illustrate the requirement to show information for 10 years. However, GASB Statement No. 68 was implemented in FYE 6/30/15, and, until a full 10-year trend is compiled, the District has only presented information for the years in which information is available.

(This page left blank intentionally)

PEARL PUBLIC SCHOOL DISTRICT
Required Supplementary Information

SCHEDULE OF DISTRICT CONTRIBUTIONS
PERS
Last 10 Fiscal Years

	<u>2019</u>	<u>2018</u>	<u>2017</u>	<u>2016</u>	<u>2015</u>
Contractually required contribution	\$ 3,201,213	3,153,251	3,123,097	3,136,067	2,972,737
Contributions in relation to the contractually required contribution	\$ 3,201,213	3,153,251	3,123,097	3,136,067	2,972,737
Contribution deficiency (excess)	<u>\$ 0</u>	<u>0</u>	<u>0</u>	<u>0</u>	<u>0</u>
District's covered payroll	20,325,162	20,020,641	19,829,187	19,911,537	18,874,521
Contributions as a percentage of covered payroll	15.75%	15.75%	15.75%	15.75%	15.75%

The notes to the required supplementary information are an integral part of this schedule.

This schedule is presented to illustrate the requirement to show information for 10 years. However, GASB Statement No. 68 was implemented in FYE 6/30/2015, and, until a full 10-year trend is compiled, the District has only presented information for the years in which information is available.

(This page left blank intentionally)

PEARL PUBLIC SCHOOL DISTRICT
Required Supplementary Information

SCHEDULE OF THE DISTRICT'S PROPORTIONATE SHARE OF THE NET OPEB LIABILITY

OPEB

Last 10 Fiscal Years*

	<u>2019</u>	<u>2018</u>
District's proportion of the net OPEB liability	% 0.41614222	0.40478408
District's proportionate share of the net OPEB liability	\$ 3,219,068	3,175,972
District's covered-employee payroll	\$ 20,020,641	19,829,187
District's proportionate share of the net OPEB liability as a percentage of its covered-employee payroll	16.08%	16.02%
Plan fiduciary net position as a percentage of the total OPEB liability	0.13%	0.00%

The notes to the required supplementary information are an integral part of this schedule.

* The amounts presented for each fiscal year were determined as of the measurement date of 6/30 of the year prior to the fiscal year presented.

This schedule is presented to illustrate the requirement to show information for 10 years. However, until a full 10-year trend is compiled, the District has only presented information for the years in which information is available.

This page left blank intentionally)

PEARL PUBLIC SCHOOL DISTRICT
Required Supplementary Information

SCHEDULE OF DISTRICT CONTRIBUTIONS

OPEB

Last 10 Fiscal Years

	<u>2019</u>	<u>2018*</u>
Actuarially determined contribution	\$ 142,742	135,396
Contributions in relation to the actuarially determined contribution	\$ 142,742	135,396
Contribution deficiency (excess)	<u>\$ 0</u>	<u>0</u>
District's covered-employee payroll	20,325,162	20,020,641
Contributions as a percentage of covered-employee payroll	0.70%	0.68%

The notes to the required supplementary information are an integral part of this schedule.

*This schedule is presented to illustrate the requirement to show information for 10 years. However, GASB Statement No.75 was implemented in FYE 6/30/2018, and, until a full 10-year trend is compiled, the District has only presented information for the years in which information is available. Prior year information is based on historical amounts reported in prior year audit report(s).

(This page left blank intentionally)

PEARL PUBLIC SCHOOL DISTRICT
Notes to Required Supplementary Information
For the Year Ended June 30, 2019

Budgetary Comparison Schedule

(1) Basis of Presentation

The Budgetary Comparison Schedule presents the original legally adopted budget, the final legally adopted budget, the actual data on the GAAP basis, variances between the original budget and the final budget, and variances between the final budget and the actual data.

(2) Budget Amendments and Revisions

The budget is adopted by the school board and filed with the taxing authority. Amendments can be made on the approval of the school board. By statute, final budget revisions must be approved on or before October 15. A budgetary comparison is presented for the General Fund and each major special revenue fund consistent with accounting principles generally accepted in the United States of America.

Pension Schedules

(1) *Changes of assumptions*

2015:

The expectation of retired life mortality was changed to the RP-2014 Healthy Annuitant Blue Collar Table projected to 2016 using Scale BB rather than the RP-2000 Mortality Table, which was used prior to 2015.

The expectation of disabled mortality was changed to the RP-2014 Disabled Retiree Table, rather than the RP-2000 Disabled Mortality Table, which was used prior to 2015.

Withdrawal rates, pre-retirement mortality rates, disability rates and service retirement rates were also adjusted to more closely reflect actual experience.

Assumed rates of salary increase were adjusted to more closely reflect actual and anticipated experience.

The price inflation and investment rate of return assumptions were changed from 3.50% to 3.00% and 8.00% to 7.75%, respectively.

2016:

The assumed rate of interest credited to employee contributions was changed from 3.50% to 2.00%.

2017:

The expectation of retired life mortality was changed to the RP-2014 Healthy Annuitant Blue Collar Mortality Table projected with Scale BB to 2022. Small adjustments were also made to the Mortality Table for disabled lives.

The wage inflation assumption was reduced from 3.75% to 3.25%.

Withdrawal rates, pre-retirement mortality rates, disability rates and service retirement rates were also adjusted to more closely reflect actual experience.

The percentage of active member disabilities assumed to be in the line of duty was increased from 6% to 7%.

PEARL PUBLIC SCHOOL DISTRICT
Notes to Required Supplementary Information
For the Year Ended June 30, 2019

(2) *Changes in benefit provisions*

2016:

Effective July 1, 2016, the interest rate on employee contributions shall be calculated based on the money market rate as published by the Wall Street Journal on December 31 of each preceding year with a minimum rate of one percent and a maximum rate of five percent.

(3) *Method and assumptions used in calculations of actuarially determined contributions.*

The actuarially determined contribution rates in the schedule of employer contributions are calculated as of June 30, two years prior to the end of the fiscal year in which contributions are reported (June 30, 2016 valuation for the June 30, 2018 fiscal year end). The following actuarial methods and assumptions were used to determine the most recent contribution rate reported in that schedule:

Actuarial cost method	Entry age
Amortization method	Level percentage of payroll, open
Remaining amortization period	36.6 years
Asset valuation method	5-year smoothed market
Price Inflation	3.00 percent
Salary increase	3.75 percent to 19.00 percent, including inflation
Investment rate of return	7.75 percent, net of pension plan investment expense, including inflation

OPEB Schedules

(1) *Changes of assumptions*

2017: The discount rate was changed from 3.01% for the prior Measurement Date to 3.56% for the current Measurement Date.

2018: The discount rate was changed from 3.56% for the prior Measurement Date to 3.89% for the current Measurement Date.

(2) *Changes in benefit provisions*

2017: None

2018: None

(3) *Methods and assumptions used in calculations of Actuarially Determined Contributions.* The Actuarially Determined Contributions rates, as a percentage of payroll, used to determine the Actuarially Determined Contribution amounts in the Schedule of Employer Contributions are calculated as of the most recent Valuation Date. The following actuarial methods and assumptions (from the June 30, 2017 actuarial valuation) were used to determine contribution rates reported in that schedule for the year ending June 30, 2018:

Actuarial cost method	Entry age
Amortization method	Level dollar
Amortization period	30 years, open
Asset valuation method	Market Value of Assets
Price inflation	3%

PEARL PUBLIC SCHOOL DISTRICT
Notes to Required Supplementary Information
For the Year Ended June 30, 2019

Salary increases, including wage inflation	3.25% to 18.50%
Initial health care cost trend rates	
Medicare Supplement Claims	7.75%
Pre-Medicare	
Ultimate health care cost trend rates	
Medicare Supplement Claims	5.00%
Pre-Medicare	
Year of ultimate trend rates	
Medicare Supplement Claims	2023
Pre-Medicare	
Long-term investment rate of return, net of pension plan investment expense, including price inflation	3.56%

(This page left blank intentionally)

SUPPLEMENTARY INFORMATION

(This page left blank intentionally)

PEARL PUBLIC SCHOOL DISTRICT

Supplementary Information

Schedule of Expenditures of Federal Awards
For the Year Ended June 30, 2019

Federal Grantor/ Pass-through Grantor/ Program Title	Catalog of Federal Domestic Assistance No.	Pass-through Entity Identifying Number	Federal Expenditures
<u>U.S. Department of Agriculture</u>			
Passed-through Mississippi Department of Education:			
Child nutrition cluster:			
School breakfast program	10.553	195MS326N1099	\$ 589,153
National school lunch program	10.555	195MS326N1099	1,870,186
National school lunch program - donated commodities	10.555	195MS326N1099	132,891
Summer food service program for children	10.559	195MS326N1099	29,660
Total child nutrition cluster			2,621,890
Total passed-through Mississippi Department of Education			2,621,890
Total U.S. Department of Agriculture			2,621,890
<u>U. S. Department of Defense</u>			
Direct Program:			
Junior reserve officers' training corp	12.XXX	N/A	63,405
Total U.S. Department of Defense			63,405
<u>U.S. Department of Education</u>			
Passed-through Mississippi Department of Education:			
Title I grants to local educational agencies	84.010	ES010A170024 ES010A180024 ES010A190024	876,312
Career and technical education - basic grants to states	84.048	V048A180024	48,341
English language acquisition grants	84.365	ES358B170024 ES358B180024 ES358B190024	32,095
Supporting effective instruction state grants	84.367	ES367A180023 ES367A190023	109,663
Student support and academic enrichment	84.424	ES424A180025 ES424A190025	6,593
Subtotal			1,073,004
Special education cluster:			
Special education - grants to states	84.027	H027A170108 H027A180108 H027A190108	937,434
Special education - preschool grants	84.173	H173A180113 H173A190113	28,311
Total special education cluster			965,745
Total passed-through Mississippi Department of Education			2,038,749
Total U.S. Department of Education			2,038,749
<u>U. S. Department of Health and Human Services</u>			
Passed-through Mississippi Department of Education:			
Medical assistance program	93.778	1805MS5ADM	19,467
Total passed-through Mississippi Department of Education			19,467
Total Department of Health and Human Services			19,467
<u>U. S. Department of Social Security</u>			
Passed-through Mississippi Department of Education:			
Social security disability insurance	96.001	04-19-04MSD100	1,288
Total passed-through Mississippi Department of Education			1,288
Total Department of Social Security			1,288
Total for All Federal Awards			\$ 4,744,799

The notes to the Supplementary Information are an integral part of this schedule.

(This page left blank intentionally)

PEARL PUBLIC SCHOOL DISTRICT

Supplementary Information

Schedule of Instructional, Administrative and Other Expenditures - Governmental Funds

For the Year Ended June 30, 2019

Expenditures	Total	Instruction and Other Student Instructional Expenditures	General Administration	School Administration	Other
Salaries and fringe benefits	\$ 27,887,837	21,429,144	1,579,116	2,069,410	2,810,167
Other	12,505,994	2,490,795	523,106	39,346	9,452,747
Total	\$ 40,393,831	23,919,939	2,102,222	2,108,756	12,262,914
Total number of students *	4,267				
Cost per student	\$ 9,467	5,606	493	494	2,874

For purposes of this schedule, the following columnar descriptions are applicable:

Instruction and Other Student Instructional Expenditures - includes the activities dealing directly with the interaction between teachers and students. Included here are the activities of teachers, teachers aides or classroom assistants of any type.

General Administration - includes expenditures for the following functions: Support Services - General Administration and Support Services - Business.

School Administration - includes expenditures for the following function: Support Services - School Administration.

Other - includes all expenditure functions not included in Instruction or Administration Categories.

* includes the number of students reported on the ADA report submission for month 9, which is the final submission for the fiscal year

The notes to the supplementary information are an integral part of this schedule.

(This page left blank intentionally)

PEARL PUBLIC SCHOOL DISTRICT
Notes to the Supplementary Information
For the Year Ended June 30, 2019

Schedule of Expenditures of Federal Awards

(1) Basis of Presentation

The accompanying schedule of expenditures of federal awards (the "Schedule") includes the federal award activity of the Pearl Public School District under programs of the federal government for the year ended June 30, 2019. The information in this Schedule is presented in accordance with the requirements of Title 2 U.S. *Code of Federal Regulations* Part 200, *Uniform Administrative Requirements, Cost Principles, and Audit Requirements for Federal Awards* (Uniform Guidance). Because the Schedule presents only a selected portion of the operations of the Pearl Public School District, it is not intended to and does not present the financial position, changes in net position, or cash flows of the Pearl Public School District.

(2) Summary of Significant Accounting Policies

Expenditures reported on the Schedule are reported on the same basis of accounting and using the same significant accounting policies, as applicable, as those used for the financial statements. Such expenditures are recognized following the cost principles contained in the Uniform Guidance, wherein certain types of expenditures are not allowable or are limited as to reimbursement. Negative amounts shown on the Schedule represent adjustments or credits made in the normal course of business to amounts reported as expenditures in prior years.

(3) Indirect Cost Rate

The Pearl Public School District has not elected to use the 10-percent de minimis indirect cost rate allowed under the Uniform Guidance.

Schedule of Instructional, Administrative and Other Expenditures – Governmental Funds

(1) Basis of Accounting

This schedule is presented on the same basis of accounting and using the same significant accounting policies, as applicable, as those used for the financial statements.

(This page left blank intentionally)

OTHER INFORMATION

(This page left blank intentionally)

PEARL PUBLIC SCHOOL DISTRICT

Other Information

Statement of Revenues, Expenditures and Changes in Fund Balances

General Fund

Last Four Years

UNAUDITED

	2019	2018*	2017*	2016*
Revenues:				
Local sources	\$ 13,495,456	13,173,277	12,775,686	12,515,178
State sources	18,970,595	18,392,110	18,369,511	18,409,002
Federal sources	31,907	92,219	141,884	111,386
Sixteenth section sources	298,524	320,875	308,392	287,841
Total Revenues	32,796,482	31,978,481	31,595,473	31,323,407
Expenditures:				
Instruction	19,273,791	18,850,358	18,721,252	18,453,973
Support services	12,012,029	10,884,697	10,644,934	9,925,191
Noninstructional services	291,607	274,055	224,890	292,990
Sixteenth section	24,425	30,924	33,570	126,953
Total Expenditures	31,601,852	30,040,034	29,624,646	28,799,107
 Excess (Deficiency) of Revenues over (under) Expenditures	 1,194,630	 1,938,447	 1,970,827	 2,524,300
 Other Financing Sources (Uses):				
Refund of prior year expenditures	15,188			
Sale of transportation equipment	1,887	400		7,702
Operating transfers in	168,903	45,959	59,510	133,669
Other financing sources		5,132		
Operating transfers out	(1,109,001)	(529,703)	(187,072)	(202,560)
Total Other Financing Sources (Uses)	(923,023)	(478,212)	(127,562)	(61,189)
 Net Change in Fund Balances	 271,607	 1,460,235	 1,843,265	 2,463,111
 Fund Balances:				
Beginning of period, as previously reported	17,543,828	16,083,593	14,240,328	11,777,371
Prior period adjustments	0	0	0	(154)
Beginning of period, as restated	17,543,828	16,083,593	14,240,328	11,777,217
 End of Period	 \$ 17,815,435	 17,543,828	 16,083,593	 14,240,328

*SOURCE - PRIOR YEAR AUDIT REPORTS

(This page left blank intentionally)

PEARL PUBLIC SCHOOL DISTRICT

Other Information

Statement of Revenues, Expenditures and Changes in Fund Balances

All Governmental Funds

Last Four Years

UNAUDITED

	2019	2018*	2017*	2016*
Revenues:				
Local sources	\$ 15,822,222	15,444,107	15,273,380	14,638,774
State sources	19,944,833	19,235,551	19,044,834	19,084,080
Federal sources	4,155,234	4,173,982	4,270,232	4,155,304
Sixteenth section sources	300,686	323,025	309,202	288,643
Total Revenues	40,222,975	39,176,665	38,897,648	38,166,801
Expenditures:				
Instruction	21,631,585	21,338,480	20,968,549	20,651,387
Support services	13,345,678	12,650,163	11,814,553	10,861,920
Noninstructional services	2,536,895	2,462,701	2,486,572	2,550,289
Sixteenth section	24,425	30,924	33,570	128,773
Facilities acquisition and construction	741,910	4,379,664	16,855,094	824,069
Debt service:				
Principal	1,220,000	1,620,000	1,575,000	1,505,000
Interest	886,588	935,188	930,762	161,811
Other	6,750	5,833	5,700	346,200
Total Expenditures	40,393,831	43,422,953	54,669,800	37,029,449
Excess (Deficiency) of Revenues over (under) Expenditures	(170,856)	(4,246,288)	(15,772,152)	1,137,352
Other Financing Sources (Uses):				
Proceeds of general obligation bonds				23,860,000
Premium on bonds				1,093,883
Refund of prior year expenditures	15,188			
Sale of transportation equipment	1,887	400		7,702
Sale of other property				742
Transfer in to escrow agent				2,093,881
Operating transfers in	1,277,904	575,662	246,582	22,554,981
Discount on bonds				(298,250)
Other financing sources		5,132		
Transfer out to escrow agent				(2,093,881)
Operating transfers out	(1,277,904)	(575,662)	(246,582)	(22,554,981)
Total Other Financing Sources (Uses)	17,075	5,532	0	24,664,077
Net Change in Fund Balances	(153,781)	(4,240,756)	(15,772,152)	25,801,429
Fund Balances:				
Beginning of period, as previously reported	19,559,986	23,803,500	39,577,151	13,774,672
Prior period adjustments	0	0	0	(154)
Beginning of period, as restated	19,559,986	23,803,500	39,577,151	13,774,518
Increase (Decrease) in reserve for inventory	10,567	(2,758)	(1,499)	1,204
End of Period	\$ 19,416,772	19,559,986	23,803,500	39,577,151

*SOURCE - PRIOR YEAR AUDIT REPORTS

(This page left blank intentionally)

REPORTS ON INTERNAL CONTROL AND COMPLIANCE

(This page left blank intentionally)

SUZANNE E. SMITH, CPA, PLLC
AUDITING AND ACCOUNTING SERVICES
sesmithcpa@msn.com

**Independent Auditor's Report on Internal Control Over Financial Reporting and on Compliance
and Other Matters Based on an Audit of Financial Statements Performed in Accordance With
Government Auditing Standards**

Superintendent and School Board
Pearl Public School District

We have audited, in accordance with the auditing standards generally accepted in the United States of America and the standards applicable to financial audits contained in *Government Auditing Standards* issued by the Comptroller General of the United States, the financial statements of the governmental activities, each major fund, and the aggregate remaining fund information of Pearl Public School District as of and for the year ended June 30, 2019, and the related notes to the financial statements, which collectively comprise Pearl Public School District's basic financial statements, and have issued our report thereon dated January 29, 2020.

Internal Control Over Financial Reporting

In planning and performing our audit of the financial statements, we considered Pearl Public School District's internal control over financial reporting (internal control) to determine the audit procedures that are appropriate in the circumstances for the purpose of expressing our opinions on the financial statements, but not for the purpose of expressing an opinion on the effectiveness of Pearl Public School District's internal control. Accordingly, we do not express an opinion on the effectiveness of Pearl Public School District's internal control.

A *deficiency in internal control* exists when the design or operation of a control does not allow management or employees, in the normal course of performing their assigned functions, to prevent, or detect and correct, misstatements on a timely basis. A *material weakness* is a deficiency, or a combination of deficiencies, in internal control such that there is a reasonable possibility that a material misstatement of the entity's financial statements will not be prevented, or detected and corrected on a timely basis. A *significant deficiency* is a deficiency, or a combination of deficiencies, in internal control that is less severe than a material weakness, yet important enough to merit attention by those charged with governance.

Our consideration of internal control was for the limited purpose described in the first paragraph of this section and was not designed to identify all deficiencies in internal control that might be material weaknesses or significant deficiencies. Given these limitations, during our audit we did not identify any deficiencies in internal control that we consider to be material weaknesses. However, material weaknesses may exist that have not been identified.

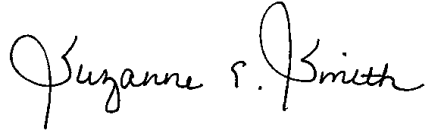
Compliance and Other Matters

As part of obtaining reasonable assurance about whether Pearl Public School District's financial statements are free from material misstatement, we performed tests of its compliance with certain provisions of laws, regulations, contracts, and grant agreements, noncompliance with which could have a direct and material effect on the determination of financial statement amounts. However, providing an opinion on compliance with those provisions was not an objective of our audit, and accordingly, we do not express such an opinion. The results of our tests disclosed no instances of noncompliance or other matters that are required to be reported under *Government Auditing Standards*.

POST OFFICE BOX 102
BRANDON, MISSISSIPPI 39043
PHONE: 601-938-5717

Purpose of this Report

The purpose of this report is solely to describe the scope of our testing of internal control and compliance and the result of that testing, and not to provide an opinion on the effectiveness of the entity's internal control or on compliance. This report is an integral part of an audit performed in accordance with *Government Auditing Standards* in considering the entity's internal control and compliance. Accordingly, this communication is not suitable for any other purpose.

A handwritten signature in black ink that reads "Suzanne E. Smith". The signature is written in a cursive style with a large, looped initial 'S'.

Suzanne E. Smith, CPA, PLLC
Brandon, Mississippi
January 29, 2020

SUZANNE E. SMITH, CPA, PLLC
AUDITING AND ACCOUNTING SERVICES
sesmithcpa@msn.com

**Independent Auditor's Report on Compliance for Each Major Federal Program and Report on Internal Control
Over Compliance Required by the Uniform Guidance**

Superintendent and School Board
Pearl Public School District

Report on Compliance for Each Major Federal Program

We have audited Pearl Public School District's compliance with the types of compliance requirements described in the *OMB Compliance Supplement* that could have a direct and material effect on each of the district's major federal programs for the year ended June 30, 2019. Pearl Public School District's major federal programs are identified in the summary of auditor's results section of the accompanying schedule of findings and questioned costs.

Management's Responsibility

Management is responsible for compliance with federal statutes, regulations, and the terms and conditions of its federal awards applicable to its federal programs.

Auditor's Responsibility

Our responsibility is to express an opinion on compliance for each of Pearl Public School District's major federal programs based on our audit of the types of compliance requirements referred to above. We conducted our audit of compliance in accordance with auditing standards generally accepted in the United States of America; the standards applicable to financial audits contained in Government Auditing Standards, issued by the Comptroller General of the United States; and the audit requirements of Title 2 *U.S. Code of Federal Regulations (CFR) Part 200, Uniform Administrative Requirements, Cost Principles, and Audit Requirements for Federal Awards (Uniform Guidance)*. Those standards and the Uniform Guidance require that we plan and perform the audit to obtain reasonable assurance about whether noncompliance with the types of compliance requirements referred to above that could have a direct and material effect on a major federal program occurred. An audit includes examining, on a test basis, evidence about Pearl Public School District's compliance with those requirements and performing such other procedures as we considered necessary in the circumstances.

We believe that our audit provides a reasonable basis for our opinion on compliance for each major federal program. However, our audit does not provide a legal determination of Pearl Public School District's compliance.

Opinion on Each Major Federal Program

In our opinion, Pearl Public School District complied, in all material respects, with the types of compliance requirements referred to above that could have a direct and material effect on each of its major federal programs for the year ended June 30, 2019.

Report on Internal Control Over Compliance

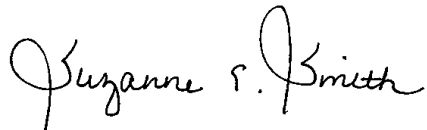
Management of Pearl Public School District is responsible for establishing and maintaining effective internal control over compliance with the types of compliance requirements referred to above. In planning and performing our audit of compliance, we considered Pearl Public School District's internal control over compliance with the types of requirements that could have a direct and material effect on each major federal program to determine the auditing procedures that are appropriate in the circumstances for the purpose of expressing an opinion on compliance for each major federal program and to test and report on internal control over compliance in accordance with the Uniform Guidance, but not for the purpose of expressing an opinion on the effectiveness of internal control over compliance. Accordingly, we do not express an opinion on the effectiveness of Pearl Public School District's internal control over compliance.

POST OFFICE BOX 102
BRANDON, MISSISSIPPI 39043
PHONE: 601-938-5717

A deficiency in internal control over compliance exists when the design or operation of a control over compliance does not allow management or employees, in the normal course of performing their assigned functions, to prevent, or detect and correct, noncompliance with a type of compliance requirement of a federal program on a timely basis. A *material weakness in internal control over compliance* is a deficiency, or combination of deficiencies, in internal control over compliance, such that there is a reasonable possibility that material noncompliance with a type of compliance requirement of a federal program will not be prevented, or detected and corrected, on a timely basis. A *significant deficiency in internal control over compliance* is a deficiency, or a combination of deficiencies, in internal control over compliance with a type of compliance requirement of a federal program that is less severe than a material weakness in internal control over compliance, yet important enough to merit attention by those charged with governance.

Our consideration of internal control over compliance was for the limited purpose described in the first paragraph of this section and was not designed to identify all deficiencies in internal control over compliance that might be material weaknesses or significant deficiencies. We did not identify any deficiencies in internal control over compliance that we consider to be material weaknesses. However, material weaknesses may exist that have not been identified.

The purpose of this report on internal control over compliance is solely to describe the scope of our testing of internal control over compliance and the results of that testing based on the requirements of the Uniform Guidance. Accordingly, this report is not suitable for any other purpose.

A handwritten signature in cursive script that reads "Suzanne E. Smith". The signature is written in black ink and is positioned above the typed name and address.

Suzanne E. Smith, CPA, PLLC
Brandon, Mississippi
January 29, 2020

INDEPENDENT AUDITOR'S REPORT ON COMPLIANCE WITH STATE LAWS AND REGULATIONS

(This page left blank intentionally)

SUZANNE E. SMITH, CPA, PLLC
AUDITING AND ACCOUNTING SERVICES
sesmithcpa@msn.com

**INDEPENDENT AUDITOR'S REPORT
ON COMPLIANCE WITH STATE LAWS AND REGULATIONS**

Superintendent and School Board
Pearl Public School District

We have audited the financial statements of the governmental activities, each major fund, and the aggregate remaining fund information of the Pearl Public School District as of and for the year ended June 30, 2019, which collectively comprise Pearl Public School District's basic financial statements and have issued our report thereon dated January 29, 2020. We conducted our audit in accordance with auditing standards generally accepted in the United States of America and the standards applicable to financial audits contained in Government Auditing Standards, issued by the Comptroller General of the United States.

Section 37-9-18(3)(a), Miss. Code Ann. (1972), states in part, "the auditor shall test to insure that the school district is complying with the requirements of Section 37-61-33(3)(a)(iii), Miss. Code Ann. (1972), relating to classroom supply funds." As required by the state legal compliance audit program prescribed by the Office of the State Auditor, we have also performed procedures to test compliance with certain other state laws and regulations. However, providing an opinion on compliance with all state laws and regulations was not an objective of our audit and, accordingly, we do not express such an opinion.

The results of our procedures performed to test compliance with the requirements of Section 37-61-33(3)(a)(iii), Miss. Code Ann. (1972), disclosed no instances of noncompliance.


Section 37-9-18(3)(b), Miss. Code Ann. (1972), states in part, "the auditor shall test to insure correct and appropriate coding at the function level. The audit must include a report showing the correct and appropriate functional level expenditure codes in expenditures by the school district."

The results of our procedures performed to test compliance with the requirements of Section 37-9-18(3)(b), Miss. Code Ann. (1972), disclosed no instances of noncompliance related to incorrect or inappropriate functional level expenditure coding.

As required by the state legal compliance audit program prescribed by the Office of the State Auditor, we have also performed procedures to test compliance with certain other state laws and regulations. However, providing an opinion on compliance with all state laws and regulations was not an objective of our audit and, accordingly, we do not express such an opinion.

The results of procedures performed to test compliance with certain other state laws and regulations and our audit of the financial statements did not disclose any instances of noncompliance with other state laws and regulations.

This report is intended solely for the information and use of the school board and management, entities with accreditation overview, and federal awarding agencies, the Office of the State Auditor and pass-through entities and is not intended to be and should not be used by anyone other than these specified parties. However, this report is a matter of public record and its distribution is not limited.



Suzanne E. Smith, CPA, PLLC
Brandon, Mississippi
January 29, 2020

**POST OFFICE BOX 102
BRANDON, MISSISSIPPI 39043
PHONE: 601-938-5717**

(This page left blank intentionally)

SCHEDULE OF FINDINGS AND QUESTIONED COSTS

(This page left blank intentionally)

PEARL PUBLIC SCHOOL DISTRICT
 Schedule of Findings and Questioned Costs
 For the Year Ended June 30, 2019

Section I: Summary of Auditor's Results

Financial Statements:

- | | | |
|----|--|---------------|
| 1. | Type of auditor's report issued: | Unmodified |
| 2. | Internal control over financial reporting: | |
| | a. Material weakness(es) identified? (Yes/No) | No |
| | b. Significant deficiency(ies) identified? (Yes/None reported) | None reported |
| 3. | Noncompliance material to financial statements noted? (Yes/No) | No |

Federal Awards:

- | | | |
|-----|---|---|
| 4. | Internal control over major programs: | |
| | a. Material weakness(es) identified? (Yes/No) | No |
| | b. Significant deficiency(ies) identified? (Yes/None reported) | None reported |
| 5. | Type of auditor's report issued on compliance for major programs: | Unmodified |
| 6. | Any audit findings disclosed that are required to be reported in accordance with 2 CFR 200.516(a)? (Yes/No) | No |
| 7. | Identification of major programs: | |
| | <u>CFDA Numbers</u> | <u>Name of Federal Program or Cluster</u> |
| | 84.027/84.173 | Special Education Cluster |
| 8. | Dollar threshold used to distinguish between type A and type B programs: | \$750,000 |
| 9. | Auditee qualified as low-risk auditee? (Yes/No) | Yes |
| 10. | Prior fiscal year audit finding(s) and questioned costs relative to federal awards which would require the auditee to prepare a summary schedule of prior audit findings in accordance with 2CFR 200.511(b) | No |

PEARL PUBLIC SCHOOL DISTRICT
Schedule of Findings and Questioned Costs
For the Year Ended June 30, 2019

Section II: Financial Statement Findings

The results of our tests did not disclose any findings related to the financial statements that are required to be reported under *Government Auditing Standards*.

Section III: Federal Award Findings and Questioned Costs

The results of our tests did not disclose any findings and questioned costs related to the federal awards.